

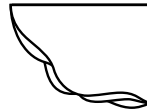
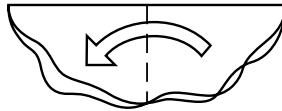
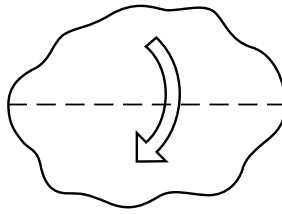
Right angles

Fold a piece of paper once to make a straight line.

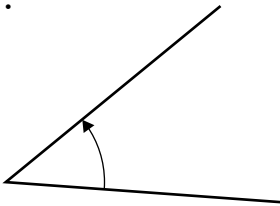
Fold it again to make a right angle.

This is your right-angle measure. Use it to check the angles below.

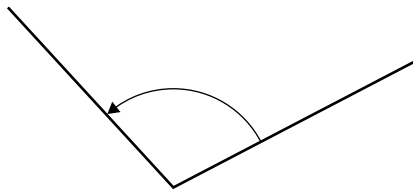
Colour the right angles blue.
Colour the smaller angles yellow.
Colour the larger angles green.



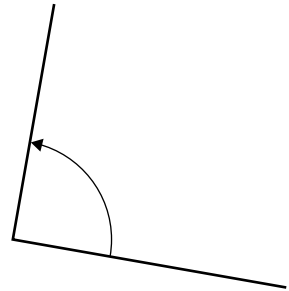
1.



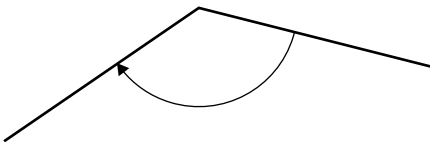
2.



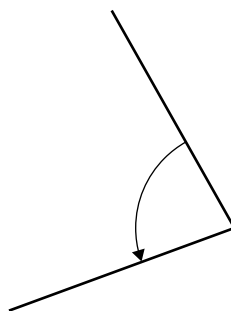
3.



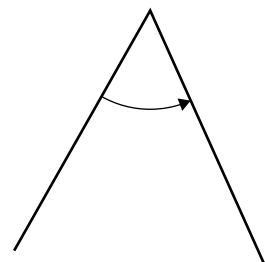
4.



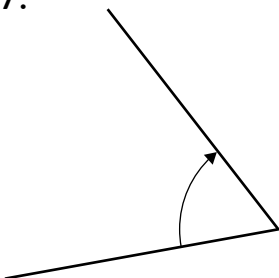
5.



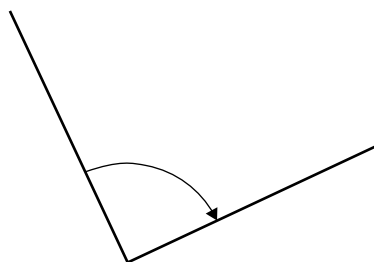
6.



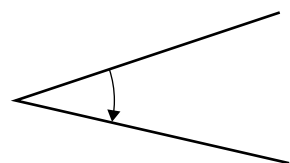
7.



8.



9.



I can check angles to see if they are right angles

Shape, position and movement: Applying and using

