


Burnbrae Primary Curriculum Evening The Wee Brae


2023/24

Tel - 0131 2714605

Email - burnbrae.ps@midlothian.gov




Acorns



Brambles



Clover



Conkers



Play, Grow, Learn Together - Kindness, Curiosity and Respect

Mrs Linda Clarkson

Head Teacher

It is wonderful to welcome you to Burnbrae Primary Curriculum Evening! We want you to have the information you need to support your child's learning. School staff working in partnership with Parents and Carers will ensure our children will make the best possible progress in all aspects of their learning.

I look forward to working with you throughout the session.

welcome



Depute Head Teacher Team



Kerry Knight

- Burnbrae ELC
- The Wee Brae
- Primary One



Katherine Jamil

- Blue Atrium P2 - 4



Amy Richmond

- Red Atrium P5 -7



Principal Teacher Team



Lynsey Clements



Sarah Corrieri



Claire Mitchell



Joanna Hames






Our Vision

- Burnbrae plays together, grows together, learns together
- Children are encouraged to behave in a way which ensures every learner is Ready to learn, Respectful and Safe. Every class has a charter setting out the standards agreed and also a Board of Recognition to encourage children to aspire to be their best.
- We are committed to working together with families and other agencies to ensure all learners can be all they can be.



At Burnbrae

we learn, grow and play



together





Burnbrae Primary Parent/Carer Handbook 2022/23

Tel - 0131 2714605

Email - burnbrae.ps@midlothian.gov.uk



Curriculum for Excellence

Scotland's curriculum – Curriculum for Excellence (CfE) – helps our children and young people gain the knowledge, skills and attributes needed for life in the 21st century

Curriculum for Excellence places learners at the heart of education. At its centre are four fundamental capacities. These capacities reflect and recognise the lifelong nature of education and learning. The four capacities are aimed at helping children and young people to become:

Successful learners

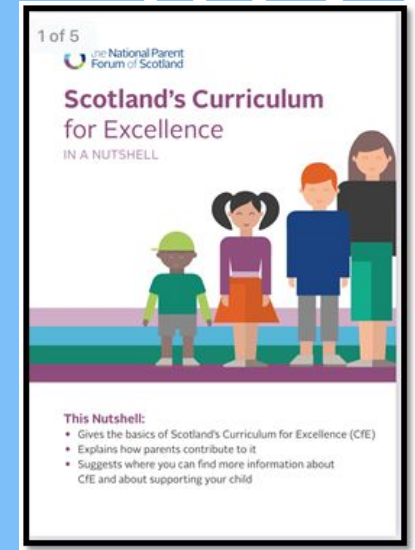
Confident individuals

Responsible citizens

Effective contributors

Further information can be found here -


[Curriculum for Excellence in a Nutshell](#)



The Wee Brae




Acorns



Brambles

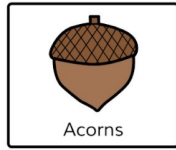


Clover



Conkers


Acorns



Ines Lopes




Carrie McNeil




Dawn Duffy



Caroline Roy



Brambles




Laura Dyett




Sari Campbell



Laura Kelly



Clovers



Susan Daniels




Susan Thomson



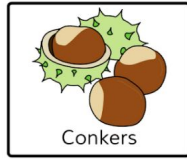
Jen Stormont



Cara Steele



Conkers




Gemma Mackellar



Nicola Kielty




Tracy Porter



At The Wee Brae, we help our children establish positive relationships. We follow the school values of...




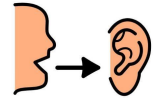


Kindness



Curiosity



Respect



At The Wee Brae, we are all ready, respectful and safe.



Ready

- Following classroom routines
- Following instructions
- Using appropriate language
- Speaking at an appropriate level
- Looking after school property



Respectful

- Using equipment safely
- Being kind to others
- Moving around the school appropriately
- Staying in the school grounds




Safe

Emotional Regulation

All Classes use The Zones of Regulation to help our learners describe their emotions.


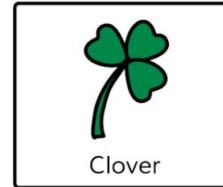
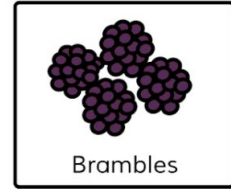
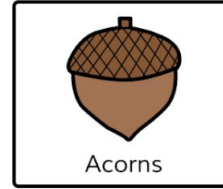
We work with our learners to find to help stay in the green zone.



Curriculum

At The Wee Brae, we plan the learning to meet the strengths and needs of our learners.

We use CfE Guidelines, alongside Complex Needs and Foundation Milestones as appropriate.



Curriculum

In all classes, learning is planned to cover Literacy, Numeracy and Maths, and Health and Wellbeing Outcomes.

In **Literacy**, there a focus on communication skills, alongside developing reading and writing skills at the appropriate level.

In **Numeracy and Maths**, there is a focus on core numeracy skills and using Maths in real life contexts.

In **Health and Wellbeing**, there a focus on emotional regulation and targeted input to support individual targets.

All learning is enhanced through purposeful **play** experiences, both indoors and outdoors.

All classes have **PE** lessons timetabled in the gym hall and on the outside Astro turf.

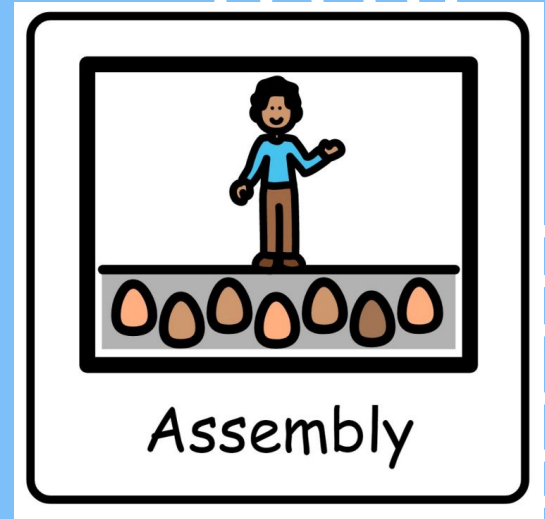
Raising Attainment

We are proud of all our learners and celebrate all their achievements. We recognise that seemingly small steps can be huge leaps for our learners.

This year, we are aiming to create more opportunities for our children to achieve in a wider range of contexts.

We have an assembly every Friday. This gives all the classes the chance to come together and celebrate successes.

Everyone particularly enjoys finding out who has won star of the week in each class.



NCCT

Each week, class teachers have time out of their classroom to plan and prepare for the learning in their class.

During these times, each class will have Mr Pete Carthy teaching the class.

Mr Carthy is also a Forest Schools Leader and lots of learners will have the opportunity to participate in Forest Schools over the course of the year.



Pete Carthy

✦ ✦ Communication



At The Wee Brae we use Seesaw to share updates on learning and information specific to The Wee Brae. ✦

Your child's Learning Journal on Seesaw can only be seen by school staff and any family members who have been given the access code.

Families are welcome to leave a note on their child's journal if they have a non urgent question or information to share with school staff.

School staff use Seesaw from 8:30am - 5:00pm. Staff will reply to any comments within these hours. Any questions for staff posted during teaching time, may not be replied to until the end of the school day. ✦

✦
✦
If you have more than one child using Seesaw, you may find it easier to login as a family member. This will allow you to switch between accounts.

Please let us know if you would like access to your family login information.



Welcome to Seesaw!

Connect on the Seesaw Family app

Seesaw is home. It's where your child's learning lives. It's where home-school communication lives. All in one place! Let's get you connected.



Steps to Connect

Look for a **printed, email, or text** invite and follow instructions!



- 1 Download the **Seesaw Family app** or go to **app.seesaw.me** on a computer
- 2 Click **'I'm a Family Member'**
- 3 **Printed Invites:** Scan the QR code
Text/Email Invites: Click the link
- 4 Follow the prompts to **create an account** or **sign in**

How to Use the Family App



Adjust **Account Settings** and connect to Seesaw Journals for additional children



View and engage with **all recent posts** from all of your children using Seesaw



View posts from **one child or class** (vs. all recent posts in the Home tab)



Receive Announcements and **reply** with private messages and multi-modal attachments

Connected family members see only their own child's learning

[Learn more at web.seesaw.me/privacy](https://web.seesaw.me/privacy)

Watch a step-by-step tutorial - seesaw.pub/FamilyIntro

School App

The school App is the main platform for sharing school newsletters and information for the whole school.

Please contact the school office if you require support to download the app

Direct messages to staff should only be made through email to Burnbrae.PS@midlothian.gov.uk

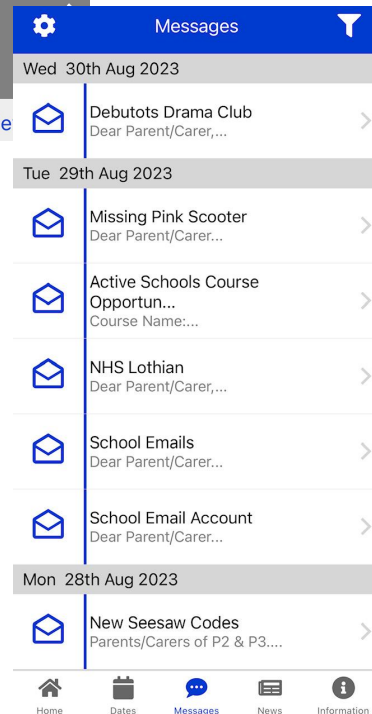
All communication for appointments should be made through the school office.

Good news and general achievements will also be shared on Twitter @BurnbraePS



RT @Active_Mid: SUMMER
SESSIO...
RT @Active_Mid: SUMMER SESSIONS | K...

Forthcoming Events: [View](#)



Learning through and with digital technology

Burnbrae rules to keep you safe online can be found on our interactive digital technology webpage -

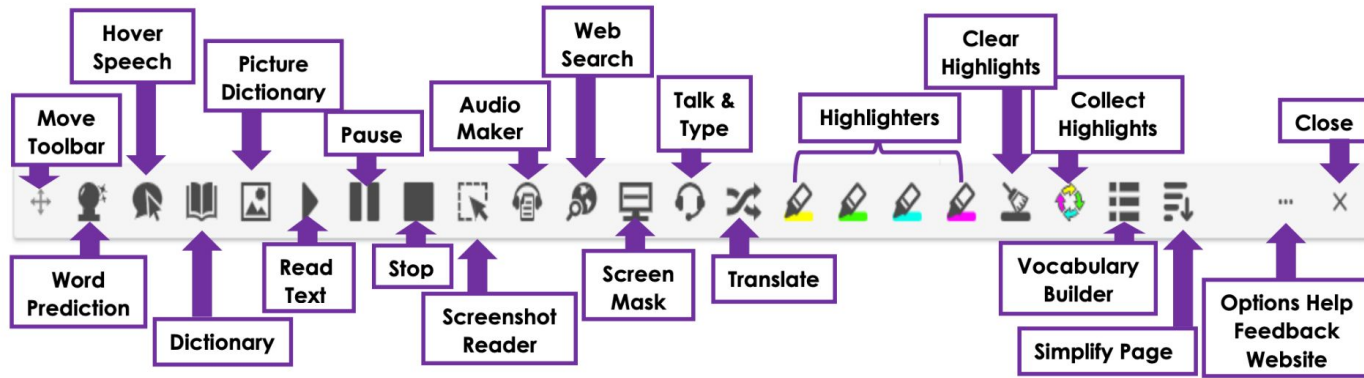
<http://edublog.mqfl.net/burnbraeps/digital-technology/>

All children in The Wee Brae have access to their own iPad or chromebook. This term we will have a focus on safe and responsible use of devices. Device will not be sent home until after the September weekend and only once Class Teachers feel children have a clear understanding of acceptable use of devices.




Read and Write Toolbar

All pupils and staff in Midlothian have this amazing accessibility toolbar built into their Chromebook device, courtesy of the Equipped for Learning project.



Digital Support for Parents, Carers and Pupils



- Digital Support
- Digital Safety
- Guide to using Google Classroom at home

- Digital Support
- Digital Safety
- Supporting your child with their device

Explore guides, advice and information around all the online platforms and trends at the heart of digital family life

Learning through and with digital technology



To keep our digital devices safe in school, we support our learners to follow these guidelines.

- ★ I will ask a grown up if I want to use my device.
- ★ I will follow instructions when I use my device.
- ★ I will take care of my device and other equipment.
- ★ I will ask for help if I am not sure what to do.
- ★ I will tell a trusted adult if I see something that upsets me on the screen.

Using digital technology safely



For my own personal safety:

- I will treat my username and password like my toothbrush – I will not share it, nor will I try to use any other person's username and password. I understand that I should not write down or store a password where it is possible that someone may steal it
- I will not share personal information about myself or others when I'm online
- I will tell an adult that I trust if I see any unpleasant or inappropriate material or messages or anything that makes me feel uncomfortable

I will act as I expect others to act toward me:

- I will respect others' work and property and will not access, copy, remove or otherwise alter any other user's files, without the owner's knowledge and permission
- I will be polite and responsible when I communicate with others, I will not use aggressive or inappropriate language and I appreciate that others may have different opinions.
- I will not take or share images of anyone without their permission
- I understand that being a responsible digital citizen means that I have the same standards of relationships and behaviour in an online community as I do in the school community

When using the internet for research or fun, I know that:

- I should ensure that I have permission to use the original work of others in my own work
- Where work is protected by copyright, I will not try to download copies (including music and videos)
- When I am using the internet to find information, I will take care to check that the information that I access is accurate, as I understand that the work of others may not be truthful and may be a deliberate attempt to mislead me

Digital Inclusion and Learning Team Device Repair/Replace Policy

Damage to devices must be reported immediately to Sandra Scanlon, Mrs Knight or Mr Smith.

Pupils are responsible for

Keeping the device in its case

Not putting stickers or labels on the inside of chromebooks- this can damage the screen

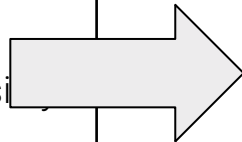
Keeping the device away from water bottles and fluids at all times

Transporting the device safely and sensibly to school each day

Charging the device

Shutting down the device properly

Following all advice in the [Pupil Support Guides](#)



Replacement devices **(like-for-like)** are supplied when:

- A device is faulty and the Troubleshooting Guide cannot resolve the fault
- Accidental damage occurs- reason for damage is required

Replacement devices **(non like-for-like)*** are supplied when:

- Malicious damage occurs
- Repeated irresponsible use occurs

**typically older non-touch, non-flip models of device*

Replacement devices not routinely supplied when:

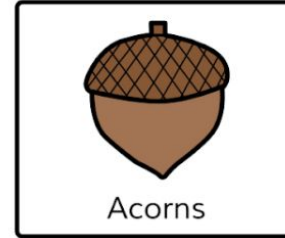
- **Keys have been picked off or removed- user should use onscreen keyboard**
- **Headphone jacks have been snapped in the device**




How you can help

Please:

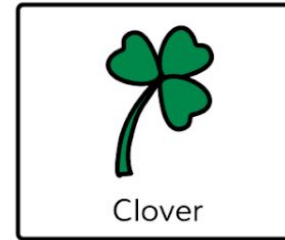
- o Contact the school office via email if you need to make an appointment or ask any questions
- o Ask your child about their learning
- o Encourage your child to organise themselves
- o Ensure all clothing is clearly labelled
- o Ensure no personal belongings are brought from home except for lunch boxes, snacks and water bottles
- o Download Seesaw and the school app




Acorns



Brambles



Clover




Conkers



Parking

All official school transport (taxi's and mini-buses) drop pupils off in our delivery drop-off zone at the main Burnbrae Early door. As school transport use the delivery area, it is imperative that parents do not use this area for drop-off/parking. We are part of the School Streets scheme and signage is on display in Chester's Court.

Remember parking is readily available at the pavilion car park (by the rugby club) with a School Crossing Guide sited on Rosewell Road to get them across to the school side if you/your child are able enough to walk from there.





Parent Club offers up-to-date guidance from the Scottish Government on your child's health and education. It's full of hints and tips from other parents and carers who've been there before. It also has advice to help you look after your own wellbeing and to point you in the direction of the support available.

Parent Club have hundreds of articles across dozens of topics, from help getting their vaccinations to help getting them to eat their tea. Most articles are sorted by age, so no matter how old your children are, you'll easily find the information relevant to them. There are also plenty of articles for soon-to-be mums and dads to help you prepare for the adventures ahead. Plus all the information on the Baby Box.

All families are different and have their own challenges, but every parent wants their kids to grow up healthy and happy. Parent Club are here to help you every step of the way.

<https://www.parentclub.scot/>

Parent Club



Thank you for visiting our school, we would appreciate five minutes of your time to capture your feedback and suggestions. Please scan the code below to complete our short feedback form.

Thank you
Team Burnbrae

