

Burnbrae Primary Curriculum Evening

Primary One
2023/24

Tel - 0131 2714605

Email - burnbrae.ps@midlothian.gov



Play, Grow, Learn Together - Kindness, Curiosity and Respect

Mrs Linda Clarkson

Head Teacher

It is wonderful to welcome you to Burnbrae Primary Curriculum Evening! We want you to have the information you need to support your child's learning. School staff working in partnership with Parents and Carers will ensure our children will make the best possible progress in all aspects of their learning.

I look forward to working with you throughout the session.

welcome



Depute Head Teacher Team



Kerry Knight

- Burnbrae ELC
- The Wee Brae
- Primary One



Katherine Jamil

- Blue Atrium P2 - 4



Amy Richmond

- Red Atrium P5 -7



Principal Teacher Team



Lynsey Clements



Sarah Corrieri



Claire Mitchell



Joanna Hames






Our Vision

- Burnbrae plays together, grows together, learns together
- Children are encouraged to behave in a way which ensures every learner is Ready to learn, Respectful and Safe. Every class has a charter setting out the standards agreed and also a Board of Recognition to encourage children to aspire to be their best.
- We are committed to working together with families and other agencies to ensure all learners can be all they can be.



At Burnbrae

we learn, grow and play




together







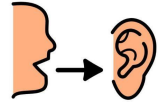

Kindness



Curiosity



Respect





Burnbrae Primary Parent/Carer Handbook 2022/23

Tel - 0131 2714605

Email - burnbrae.ps@midlothian.gov.uk





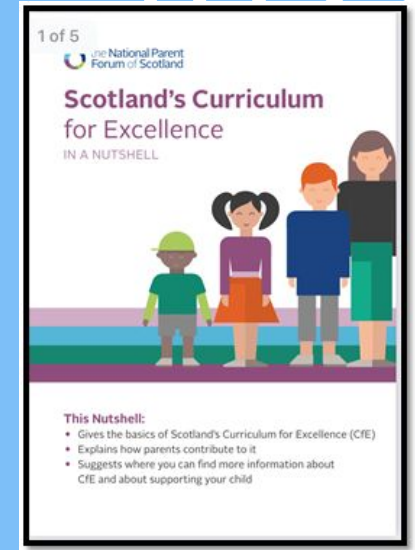
Curriculum for Excellence

Curriculum for Excellence in a Nutshell

Scotland's curriculum – Curriculum for Excellence (CfE) – helps our children and young people gain the knowledge, skills and attributes needed for life in the 21st century

Curriculum for Excellence places learners at the heart of education. At its centre are four fundamental capacities. These capacities reflect and recognise the lifelong nature of education and learning. The four capacities are aimed at helping children and young people to become:

- Successful learners
- Confident individuals
- Responsible citizens
- Effective contributors



Daily Organisation

P.E. is currently on:

P1A - Wednesday and Thursday

P1B - Wednesday and Thursday

P1C - Wednesday and Thursday

Children are required to bring indoor shoes to change into for PE.

In P1, we are learning through both indoor and outdoor play every day.

- Please ensure children are coming to school with a jacket as we are outdoors daily.



At Burnbrae we are all ready, respectful and safe



Ready, looks like

- Chromebook charged each day
- Packed Lunch on the trolley every morning
- Take everything you need with you outside - coats, hats etc
- Indoors shoes on in school and change at break time
- Hoods down and ready to listen

Respectful, looks like

- Using appropriate language
- Speaking at an appropriate level
- Using your zones of regulation - what do you need?
- Thinking of others around you - how do your actions impact other children and adults
- Looking after property

Safe, looks like

- Staying in school grounds
- Being where you should be and not indoors at break/lunch times
- Not being in the library unsupervised
- Listening and following expectations
- Being dressed appropriately



Behaviour Expectations

We have met in our three classes and have discussed what makes a 'happy classroom' and the positive behaviour expected at school.

We have created a P1 Class Charter together based on all of our group discussions.

The Class Charter reminds us of the positive choices that we should make at school to ensure that we are:

- Ready
- Respectful
- Safe





Our Learning in P1

In P1, we will learn through our indoor and outdoor play. This will be both child led play (with the children leading their own learning). It will also be through teacher initiated learning which can include Literacy and Numeracy activities as well as themed activities.





The Importance of Play

“Play is often talked about as if it were a relief from serious learning. But for children, play is serious learning. Play is really the work of childhood” Fred Rogers

Play allows children to use their creativity while developing their imagination, dexterity, and physical, cognitive, and emotional strength. Play is important to healthy brain development. It is through play that children at a very early age engage and interact in the world around them.

Helen Tovey writes. ‘Learning should be joyous, meaningful and relevant. It should inspire further learning, or it is nothing.’





Home Learning

- Home Learning will be shared through Seesaw, with a focus on Literacy, Numeracy and Health and Well-being activities. These tasks will be linked to the learning that we have been doing in class.
- Your child will also receive a P1 Home Learning pack which will contain resources such as letter and number cards. This pack should stay at home.
- Read, Write, Inc. video links will be posted on Seesaw to support children's learning at home.
- We want children to love books and reading. Enjoy the opportunity to read together, visit the local library and take time to discuss what you have read together.
- A reading book or a shared story will be sent home once a week with your child, later in the year.
- Families can read shared stories to their child and encourage them to spot sounds or words that they know.
- Home learning will begin after the September weekend.



Learning through and with digital technology

All children in CN provision, SCN provision and P1 -3 have access to their own iPad.

All children in P4 - 7 have access to their own chromebook.

In Primary One, the ipads are used to support the teaching of different skills and the children will become familiar with different apps and games they can access.

Burnbrae rules to keep you safe online can be found on our interactive digital technology webpage - <http://edublog.mgfl.net/burnbraeps/digital-technology/>

Midlothian Council issue new ipads to P1 later in the year, usually around October.



Learning through and with digital technology



Primary One iPad Rules

This is how we stay safe when we use devices:

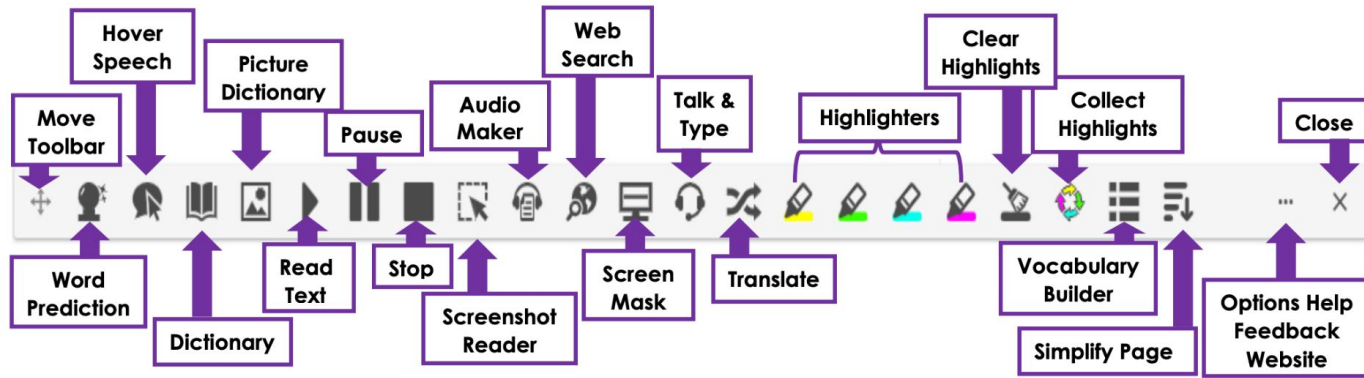
- ★ Only use ipads on the carpet.
- ★ Hold iPads with two hands.
- ★ Keep my iPad in my tray.
- ★ Turn iPad off and put into zip folder.
- ★ No food, water and milk near iPads.
- ★ No photos or videos without permission.
- ★ Only use your own iPad.
- ★ Don't leave iPads on the floor.



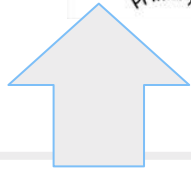
Let's help Oakley learn about keeping the iPad safe and healthy!

Read and Write Toolbar

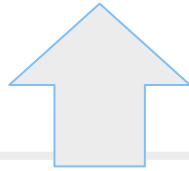
All pupils and staff in Midlothian have this amazing accessibility toolbar built into their Chromebook device, courtesy of the Equipped for Learning project.




Digital Support for Parents, Carers and Pupils



- Digital Support
- Digital Safety
- Guide to using Google Classroom at home



- Digital Support
- Digital Safety
- Supporting your child with their device



Explore guides, advice and information around all the online platforms and trends at the heart of digital family life



When using Seesaw, we would like you to log in as a family member.

If you have more than one child using Seesaw this will also allow you to switch between accounts.

Please let us know if you would like us to re-issue your family login information.



Welcome to Seesaw!

Connect on the Seesaw Family app

Seesaw is home. It's where your child's learning lives. It's where home-school communication lives. All in one place! Let's get you connected.



Steps to Connect

Look for a **printed, email, or text** invite and follow instructions!



- 1 Download the **Seesaw Family app** or go to **app.seesaw.me** on a computer
- 2 Click **'I'm a Family Member'**
- 3 **Printed Invites:** Scan the QR code
Text/Email Invites: Click the link
- 4 Follow the prompts to **create an account** or **sign in**

How to Use the Family App



Adjust **Account Settings** and connect to Seesaw Journals for additional children



View and engage with **all recent posts** from all of your children using Seesaw



View posts from **one child or class** (vs. all recent posts in the Home tab)



Receive Announcements and **reply** with private messages and multi-modal attachments

Connected family members see only their own child's learning

[Learn more at web.seesaw.me/privacy](https://web.seesaw.me/privacy)

Watch a step-by-step tutorial - seesaw.pub/FamilyIntro



NCCT

There will be times when your child's teacher will be out of class to prepare children's learning.

Mrs Marrins will lead in the delivery of PE lessons.

Mrs Corrierri will be supporting on Friday mornings developing Numeracy and STEM related learning.

Miss Mitchell will spend additional time on a Wednesday and Thursday supporting the morning routine and play.






Literacy

In P1 we will cover the 5 basic skills for reading and writing.

These are:

1. Learning the letter sounds and letter stories
2. Learning Letter formation
3. Blending e.g. b-a-g - bag
4. Identifying sounds in words (spelling)
5. Reading and writing tricky words - words which cannot be sounded out and therefore need to be memorised, e.g. the



Read, Write Inc

Phonics and Reading are taught through the systematic teaching of synthetic phonics. We use the Read Write Inc. (RWI) programme to achieve this.

To begin, children are taught the early sounds in Set 1. This covers the alphabet and a few 'special friends' which are two letters which make one sound such as 'sh'. When they are confident with blending and know all of their Set 1 sounds, the children will move onto Set 2 sounds and then Set 3 sounds, which introduce alternative spellings for sounds they know and more special friends.





Children learn to blend these sounds together so c-a-t becomes cat. The green frog Fred helps us do this. Using Fred Talk, Fred Fingers and Fred in your Head helps us become confident and fluent readers and writers.

Words which we can decode are called **green words** and words which don't follow the rules and are 'tricky' are **red words**. We then use 'alien' words to help children apply and consolidate their sound knowledge in nonsense words.



Foundations of Writing

Through **Foundations of Writing** we encourage children to communicate through drawing. Their drawings are developed through teacher modelling and discussion. The teacher acts as a scribe to 'write' what the child says about their picture. When children have a confident grasp of phonic sounds they are encouraged to 'have a go' at writing words, then sentences, with support as required.



Talk for Writing

Talk for Writing introduces children to the basic structure of a story.

In the first instance children will learn to retell a known story. The story will be drawn onto a Story Map and the children will use the pictures to help them to retell it in the correct sequence, using words and actions.

Next, they will move onto changing parts of the story map e.g. characters or settings thus creating their 'own story'.

Finally they will use a basic story mountain structure to invent their own story and tell it to others.



Listening and Talking

Children have daily opportunities to listen and talk to each other in their learning through play. We also have more structure listening and talking activities such as:

- Circle Time
- Talk Partners
- Small group and class discussions e.g. talking about favourite part of a book





Numeracy and Maths

We will follow the Midlothian progression covering all aspects of Maths and Numeracy

The key areas covered in Numeracy are:

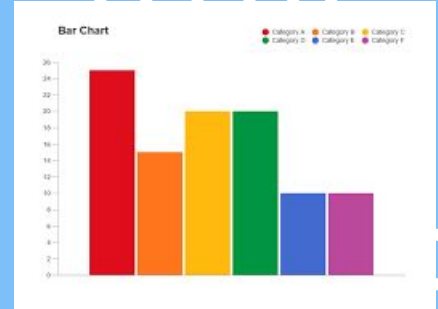
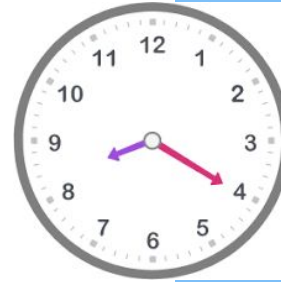
- **Number word sequences** (counting forwards, backwards and using the language of before and after)
- **Numerals** (read, sequence, identify numerals and work out missing numbers in sequences)
- **Number structures** (count beats, actions, make finger patterns and recognise dot patterns)
- **Addition and subtraction** (count items in collections, count 2 collections, begin to use screened (hidden) collections to work out addition and subtraction calculations)
- **Multiplication and division** (making equal groups, breaking a whole into parts, use language of half, half way)
- **Symbols and equations** (record numbers in different ways – numerals, pictures, tally marks, use + - = signs)



Maths

In Maths we will cover areas such as:

- Measure
- Money
- Time
- Shape, Position and Movement
- Information Handling






Health and Wellbeing

- We have been learning about what makes a 'happy classroom' in P1. We will go on to talk about who can help us in the whole school (e.g.- the Head Teacher, Learning Assistants, Lunch Staff).
- We have introduced the Zones of Regulation to children and we have started to talk about the different zones and what they mean. We will begin to use a daily emotional check in where children will use the Zones of Regulation to talk about how they are feeling and why.

The ZONES of Regulation			
Blue Zone Sad Bored Tired Sick	Green Zone Happy Focused Calm Proud	Yellow Zone Worried Frustrated Silly Excited	Red Zone overjoyed/Elated Panicked Angry Terrified

Health and Wellbeing

- We will talk about resilience as part of our whole school Building Resilience programme and complete whole school activities linked to this.
- We have started to learn about our Learning Powers, who help us to recognise what learner qualities we are using during activities e.g. Don't Give up Dan might help when we are finding something tricky.



Health and wellbeing - Learning Powers



Connie Concentrate



Have a Go Hugo



Sparkling Sarah



Don't Give Up Dan



Ross Reviewer



Curious Calvin



Imagination Iggy



**Co-operation
Kate**



Topic Work

In Primary One, our Topics are based upon the children's interests and are flexible.

Previous Topics have included:

- Starting School
- Castles
- Space
- Dinosaurs
- My Body

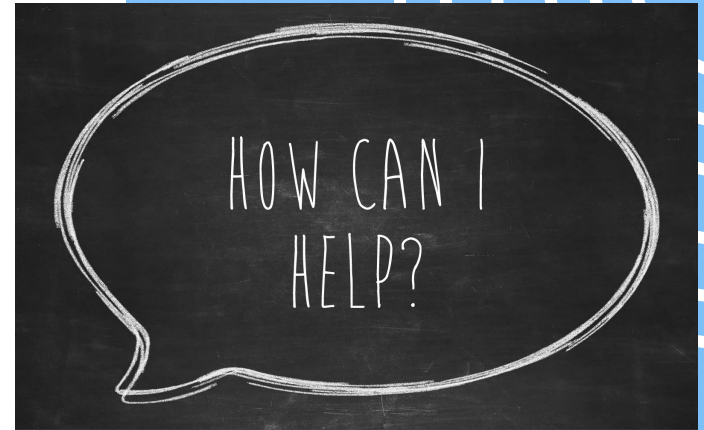




How you can help?

Please:

- o Contact the school office via email if you need to make an appointment or ask any questions
- o Ask your child about homework and their learning
- o Encourage your child to organise themselves
- o Ensure all clothing is clearly labelled
- o Ensure no personal belongings are brought from home except for lunch boxes, snacks and water bottles
- o Download the school app



Communication

The school App is our main platform for sharing school newsletters and information

Information will always be posted to the school app in the first instance. Please contact the school office if you require support to download the app

Home learning platforms:

Staff will post announcements and reminders to families between the hours of 9:00am and 5:00pm on Google (P4- 7) or Seesaw (ELC, provision and P1-3)

Direct messages to staff should only be made through email to Burnbrae.PS@midlothian.gov.uk


All communication for appointments should be made through the school office

Good news and general achievements will also be shared on Twitter @BurnbraePS

Burnbrae Primary School, Bo... ☰



RT @Active_Mid: SUMMER
SESSIO...
RT @Active_Mid: SUMMER SESSIONS | K...
Forthcoming Events: Vi





Parent Club offers up-to-date guidance from the Scottish Government on your child's health and education. It's full of hints and tips from other parents and carers who've been there before. It also has advice to help you look after your own wellbeing and to point you in the direction of the support available.

Parent Club have hundreds of articles across dozens of topics, from help getting their vaccinations to help getting them to eat their tea. Most articles are sorted by age, so no matter how old your children are, you'll easily find the information relevant to them. There are also plenty of articles for soon-to-be mums and dads to help you prepare for the adventures ahead. Plus all the information on the Baby Box.

All families are different and have their own challenges, but every parent wants their kids to grow up healthy and happy. Parent Club are here to help you every step of the way.

<https://www.parentclub.scot/>

Parent Club



Thank you for visiting our school, we would appreciate five minutes of your time to capture your feedback and suggestions. Please scan the code below to complete our short feedback form.

Thank you
Team Burnbrae

