

Home Learning
W/B 8th March 2021

Our topic this term is going to be about Fairy tales






<u>Literacy</u>	<u>Numeracy and Maths</u>	<u>Extra Activities</u>
<p>Spelling Practice your spelling words using the method of Look, Cover, Write and Check to make sure you've got it right! Here are some other spelling ideas for you to practice your words or see grid below for more : -RAINBOW writing -SDRAWKCAB (backwards) writing -Silly sentences – write a silly sentence using your words -Create a Wordsearch -Hidden words – draw and colour a picture and hide your words inside it. - Bubble, squiggly, dot to dot, scrambled writing.</p> <p>Your spelling words will be posted to you on seesaw.</p> <p>Reading Remember you can find an AR coded books in Epic books that has been targeted at your level, once you have read it you can log into your AR to take the quiz at home. Sometimes the test may not be there but just let me know that you have tried to find it.</p>	<p>Quick Challenge: Try these quick challenge questions: Sequencing – 1,234 1,245 1,255 _____ 1,285 42, 44, 46, _____, 52, 54 36, 33, 30, 27, _____, 21, _____, 15 Fill the missing number: 4 + _____ = 10 5 + _____ = 10 5 + _____ = 11 10 + _____ = 12 10 + _____ = 21 10 + _____ = 31</p> <p>Doubles and Halves Continue to practice your doubling and halving skills using the Double and Half Game board in your pack sent home last week.</p>	<p>Technology Bridge building. We had been building bridges for the Billy Goat Gruff to cross using different materials. Try and find a packet of playing cards and using the techniques you learnt making the spaghetti and marshmallow bridges try and make a playing card bridge. Think about the different styles of bridges that may work using the playing cards.</p> <p>How about for PE you try a bit of Joe Wicks. He is live every Monday, Wednesday and Friday but his workouts can be accessed any time from his YouTube channel here: https://www.thebodycoach.com/blog/pe-with-joe</p> <p>Wellbeing Wednesday's On Wednesday spend your learning time on wellbeing activities! Have a look at the Support for Learning Grid on Seesaw for some ideas!</p>

Home Learning
W/B 8th March 2021



Our topic this term is going to be about Fairy tales

<p>Read for your pleasure on your class logon on Epic Books. https://www.getepic.com/sign-in <u>class code: czq8652</u></p> <p> Opposite words reading – take a look at the reading passage posted to you on Seesaw. See if you can change the words underlined and give the opposite. Remember to ask for help from an adult as it is a tricky read.</p>	<p>Log on to Sumdog and complete a challenge each day. https://www.sumdog.com/user/sign_in Your log on is on your logon sheet.</p> <p>Money Practice Sheet</p> <p> Can you check that the right change has been given from 50p? Complete the sheet and send a picture on Seesaw or bring it in to be checked.</p>	
---	--	--

All the activities with a  can be found in your home learning resource pack that will either come home with your child or be delivered to you on a Friday.

Spelling Activities

This grid has spelling activities that you can use to practice your spelling. You have used some in class before and you may have one that you like to use. Try using a different one each practice to make learning your spelling more challenging.

UPPER and Lower	Pyramid Writing	ABC Order	Air Writing
-----------------	-----------------	-----------	-------------

Home Learning
W/B 8th March 2021



Our topic this term is going to be about Fairy tales

Write each of your words out two times. Write in UPPERCASE the first time and in lowercase the second time.	Write each of your words like a pyramid: s so som some	Write your words out in alphabetical order	Write your words in the air with your finger. Ask someone to read your words as you write. Or ask someone to air write the letters you tell them to spell your word.
Curly Words First write out your words in normal writing. Next, write them again in curly letters.	Backwards Words Write your words out forwards then backwards.	F Spelling Flowers Draw a big flower. Write each of your spelling words on one of the petals!	Across and Down Write your words across and down, sharing the same first letter. when h e n
Rainbow Words Write your words out in pencil. Next draw around each letter 5 more times using a different coloured pencil.	Join the Dots Write each of your words using dots. Then join the dots with a coloured pencil to make your word.	Fancy Letters Write each of your words using fancy writing. Your letters could be curly or dotty... or whatever you decide!	Blue Vowels Write out each of your words. Go over the vowels in each word using blue pencil