





16th February 2021

Primary 1: Literacy Grid

Tuesday	Wednesday	Thursday	Friday
<p>*Phonics *Daily task* Try to practise your sounds and tricky words every day.</p> <ol style="list-style-type: none"> Our new sound this week is, er and our 2 new tricky words are, all and some. Watch these videos to find out more about the er sound: - https://video.link/w/5iPNb - https://video.link/w/5nPNb Revise the sounds and tricky words that we know. You should be able to say each one speedily. Use the 'Sounds and Tricky Words' saved in this week's Literacy folder in the 'Files' on Teams. There have also been some flashcards added if you would rather print these out and cut them up to use instead. You can also sing along to this song to help you to remember some of our tricky words: https://video.link/w/4BPNb Play the Summer River game on Education City. You will need the login from your home learning pack. There is an optional worksheet to go with this too. Write the er sound and our new tricky words in rainbow colours. Go over the letters with a different colour each time.  <p>★ Extra Challenge: Can you read all of the words in the Word Box (in the Files section)? You could even try to write these too by looking at each word, covering it up, writing it down and then checking. Did you write it correctly?</p>	<p>*Reading *Daily task*</p>  <p>Revise your ORT vocabulary in this week's Literacy folder in the 'Files' section of Teams. Remember, you should be able to say all words speedily before moving on to the next stage. Our new Stage 3 words for this week have been added to the ORT Stage 3 slides.</p> <p>Next, go to the Oxford Owl website and log in using the details in the Literacy folder in the 'Files' section of Teams. 'Choose your challenge' by clicking on one of the books below to read (these vary in difficulty). If you are unsure which book to read, you can start with mild and if you find it too easy, try hot and progress to spicy if needed. If you find a book too tricky, go back to the challenge before it. If you need any more support with this, you can contact your teacher who can help.</p> <p>Remember that you need to log in to Oxford Owl first before you click on the link to the book.</p> <p>Listen to the story first before you have a go at reading it by yourself. Remember to use your 'reading finger' and to 'sound out' any words that you don't know.</p> <ol style="list-style-type: none"> Hats (mild) https://www.oxfordowl.co.uk/api/interactives/33350.html Jack (hot) https://www.oxfordowl.co.uk/api/digital_books/1285.html The Mud Bath (spicy) https://www.oxfordowl.co.uk/api/interactives/33377.html <p>★ Extra Challenge: Complete the activities at the end of your book or at the top of your screen.</p>	<p>*Dictation 'Choose your challenge' by choosing one of the sentences below (these vary in difficulty). If you are unsure which sentence to choose, you can start with mild and if you find it too easy, try hot and progress to spicy if needed. If you find a sentence is too tricky, go back to the challenge before it. If you need any more support with this, you can contact your teacher who can help.</p> <ol style="list-style-type: none"> I hop on the mat. (mild) Beth ran to the chip shop. (hot) They put the dog in the boot and got into the car. (spicy) <p>Look at the writing checklist on the Dictation worksheet and talk about it together. Ask your child to write the sentence as you repeat it. Encourage your child to sound out words before they write them. Tricky words cannot be sounded out - encourage your child to 'have a go' at writing these from memory. When you have finished your sentence, self-check it by ticking each item on the checklist that you have included.</p>  <p>★ Extra challenge: can you add a sentence of your own? You could also draw a picture to illustrate your sentences.</p>	<p>Listening Task</p>  <p>This task involves listening carefully and following instructions correctly.</p> <p>You can 'choose your challenge'.</p> <p>Remember that you only need to complete one of the listening tasks (you will find these in this week's Literacy folder in the 'Files' section of Teams. If you are unsure which task to choose, you can start with mild and if you find it too easy, try hot and progress to spicy if needed.</p> <ul style="list-style-type: none"> Listening task 1 (mild - two step instructions) or Listening task 2 (hot - three step instructions) or Listening task 3 (spicy - four step instructions)

Remember to check our P1 Virtual Classroom on Teams for quick links to this week's assignments as well as additional activities, stories and games.