



Home Learning: Week beginning January 11th 2021


Our topic this term is going to be about Scotland



	<u>Literacy</u>	<u>Numeracy and Maths</u>	<u>Other</u>
Monday	<p><u>Reading:</u> choose a book to read/be read to you. If you can't find something you like at home, try a book on this website: Storyline Online. I recommend Arnie the Donut! https://www.storylineonline.net/books/arnie-the-doughnut/</p> <p>What was your favourite part of the story? Was it a funny, silly, happy, or sad story?</p> <p><i>Extra challenge: Draw a picture of your favourite character from the book</i></p>	<p>Matching numbers to quantities 0-10/15/20</p> <p>Using your number mats and materials in your pack to represent the numbers.</p> 	<p><u>Social Studies</u></p> <p>Vikings: Did you know that the Vikings came to Scotland? If you can, watch the movie How To Train Your Dragon (or clips on YouTube).</p> <ul style="list-style-type: none"> • What kind of clothes do they wear? • What are their houses like? • Did you notice their shields and weapons? 

Tuesday

In class we have been practising writing short sentences.
Adults, write a short sentence using a highlighter and your children will write over it in pencil.
Remember your pincer grip!



Outdoor Learning: take your number mats 1-10 outside and find sticks, stones or leaves and match them to your number! Can you add some of them together? How many stick and stones do you have when you add 2 and 5 together?



We are going to practice some Highland dancing! Use the video link below and try and copy the dancers.

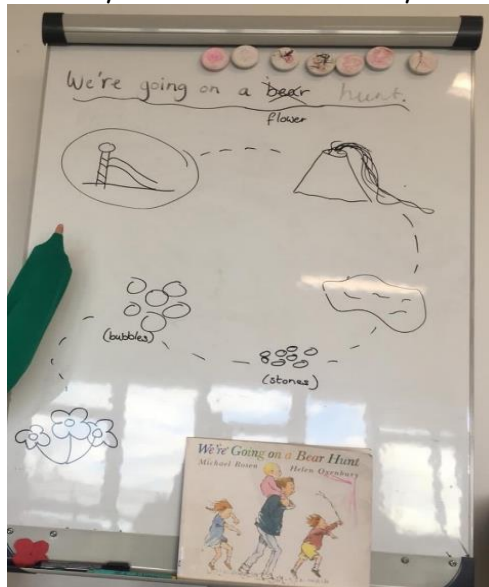
https://www.youtube.com/watch?v=2ln3P_L8mX8



Can you create a story map for a story you have recently read?

Change some details in the title and in the story to make it your own (characters, places, objects, animals etc.)

Here is an example of a story map by a primary 1. The teacher drew the pictures for his story and he retold the story to the class.



Ask an adult to play blind mans bluff to direct you to a toy they have hidden!
Adults, remember to use the language; up, down, forwards and backwards.



































Extra challenge: do it blindfolded!

Making up a dance similar based on the moves you've learned when highland dancing and teach your adult.

Use 3-5 dance moves in your sequence and put on a show for your family.



Thursday	<p>Spelling. Use this worksheet in your pack to cut and stick the first letter of each word to the matching picture.</p> <p>Your adults will cut out the letters for you.</p> <div><p>CVC Initial Letter Matching</p><table><tr><td><input type="checkbox"/> ig</td><td></td><td><input type="checkbox"/> at</td><td></td><td><input type="checkbox"/> p</td><td><input type="checkbox"/> b</td></tr><tr><td><input type="checkbox"/> og</td><td></td><td><input type="checkbox"/> ap</td><td></td><td><input type="checkbox"/> j</td><td><input type="checkbox"/> s</td></tr><tr><td><input type="checkbox"/> ot</td><td></td><td><input type="checkbox"/> at</td><td></td><td><input type="checkbox"/> m</td><td><input type="checkbox"/> t</td></tr><tr><td><input type="checkbox"/> ap</td><td></td><td><input type="checkbox"/> at</td><td></td><td><input type="checkbox"/> d</td><td><input type="checkbox"/> c</td></tr><tr><td><input type="checkbox"/> am</td><td></td><td><input type="checkbox"/> ix</td><td></td><td><input type="checkbox"/> r</td><td><input type="checkbox"/> h</td></tr></table></div>	<input type="checkbox"/> ig		<input type="checkbox"/> at		<input type="checkbox"/> p	<input type="checkbox"/> b	<input type="checkbox"/> og		<input type="checkbox"/> ap		<input type="checkbox"/> j	<input type="checkbox"/> s	<input type="checkbox"/> ot		<input type="checkbox"/> at		<input type="checkbox"/> m	<input type="checkbox"/> t	<input type="checkbox"/> ap		<input type="checkbox"/> at		<input type="checkbox"/> d	<input type="checkbox"/> c	<input type="checkbox"/> am		<input type="checkbox"/> ix		<input type="checkbox"/> r	<input type="checkbox"/> h	<p>Ask an adult or sibling to play blind mans bluff and this time they are blindfolded and you direct them to a toy you have hidden!</p> <p>Remember to use the language; up, down, forwards and backwards.</p> 	<p>Dance party! Can you learn a new dance with someone at home?</p> <p>Here is a video on how to do the dance Strip the Willow -</p> <p>https://www.youtube.com/watch?v=vboU2A59POs</p> 
<input type="checkbox"/> ig		<input type="checkbox"/> at		<input type="checkbox"/> p	<input type="checkbox"/> b																												
<input type="checkbox"/> og		<input type="checkbox"/> ap		<input type="checkbox"/> j	<input type="checkbox"/> s																												
<input type="checkbox"/> ot		<input type="checkbox"/> at		<input type="checkbox"/> m	<input type="checkbox"/> t																												
<input type="checkbox"/> ap		<input type="checkbox"/> at		<input type="checkbox"/> d	<input type="checkbox"/> c																												
<input type="checkbox"/> am		<input type="checkbox"/> ix		<input type="checkbox"/> r	<input type="checkbox"/> h																												
Friday	<p>Ask an adult to read your favourite story and draw a picture for the front cover.</p> <p>Can you make up a new title for the story?</p> <p>Remember and write your name as the author.</p>	<p>Directions and Movement</p> <p>Play a game of Simon Says with an adult. Take turns of giving one another the instructions.</p>																															