







P3 11.01.20

<p style="text-align: center;">Literacy – Writing</p> <p>L.I. We are learning to write an imaginative winter story.</p> <p>Draw a story mountain to plan your story before you start writing. Have a look at my plan to help you remember how to do this. You can use the 'roll a winter story' grid for character and setting ideas. You can read my winter story to help you remember how to structure a story.</p> <p>Remember, to be successful you will need to:</p> <ul style="list-style-type: none"> describe the character describe the setting write about at least 2 things that happen <p>You could add sprinkles on top by:</p> <ul style="list-style-type: none"> using a simile to describe the character or setting describe the character using "show don't tell" <p>Don't forget to read over your story regularly, you can use our Good Writing Hand to help you check your work.</p>	<p style="text-align: center;">Literacy – Reading</p> <p>L.I. We are learning to read for enjoyment.</p> <p>Choose a text to read that interests you from Oxford Owl. https://home.oxfordowl.co.uk/reading/free-ebooks/ Click on "Browse the eBook Library." Click "Register" or "Login" if you have already got a login. Scroll down and choose from one of the eBooks.</p> <p>Tell someone at home what you enjoyed or didn't enjoy about the text.</p> <p>Draw a picture of your favourite part of the story.</p> <p>Remember to record what you read in your First Minister's Reading Challenge Diary.</p>	<p style="text-align: center;">Literacy – Spelling & Grammar</p> <p>L.I. We are learning to recall the correct spelling of common words. L.I. We are learning to organise words in alphabetical order.</p> <p>Choose 7 words from the word lists that you find tricky to spell and use a phone keypad to write the words in code.</p> <p>Example people 736753</p> <p>Can you organise your spelling words into alphabetical order? For further practise of alphabetical order, you could play this game; https://www.roythezebra.com/reading-games/alphabetic-alphabetical-order-1.html</p>	<p style="text-align: center;">Literacy – Listening & Talking</p> <p>L.I. We are learning to listen to a video and answer questions about it.</p> <p>Watch the video Maddie's Do You Know - Sleep and Sofas: https://www.bbc.co.uk/iplayer/episode/m0008mks/maddies-do-you-know-series-3-24-sleep-and-sofa</p> <p>Complete this quiz to see if you listened carefully and can answer the questions: https://forms.office.com/Pages/ResponsePage.aspx?id=oyzTzM4Wj0KVQ7TctawUZKRx4M31NEQ5Hh604Zga7uEdUMIFCOUY4WlJPVDBUMUjHOVc3NkNNNI2Ni4u</p>	<p style="text-align: center;">Literacy – Reading</p> <p>L.I. We are learning to explore and understand our class novel.</p> <p>Listen to the first 2 chapters of The Boy Who Grew Dragons. Chapter 1 https://youtu.be/z9l4e-kr1oY Chapter 2 https://youtu.be/qL9Lqy8Yscc</p> <p>Here are some questions for you to think about:</p> <ul style="list-style-type: none"> If you could choose anything to grow in your garden, what would it be and why? Does anyone in your family have a nickname like Tomas being called "Chipstick" by his Grandad? Can you think of 3 adjectives to describe the dragon fruit? <p>Draw a picture of the setting of the story (Grandad's garden). Label all of the different plants that are growing there.</p>
<p style="text-align: center;">Numeracy</p> <p>L.I. We are learning to count in 2s, 5s and 10s.</p> <p>Choose a way of counting forwards and backwards, such as in 1s, 2s, 5s or 10s. Choose a random starting number and try to count forwards to 100 or backwards to 0. You could challenge yourself to count beyond 100.</p> <p>You could play these games to help you practise sequencing numbers in 2s, 5s or 10s.</p> <p>https://www.topmarks.co.uk/ordering-and-sequencing/chinese-dragon-ordering</p> <p>https://www.sheppardsoftware.com/mathgames/earlymath/BalloonPopSkip.htm</p>	<p style="text-align: center;">Maths</p> <p>L.I. We are learning to make totals using pounds and pence.</p> <p>Create a list of 10 shopping items and give each one a price e.g. A teddy £3.00. Try different ways to add the prices of these together.</p> <p>e.g. Teddy £3.00 Jigsaw £5.00 Pencils £2.50</p> <p>Total = £10.50</p>	<p style="text-align: center;">Numeracy</p> <p>L.I. We are learning to add and subtract quickly.</p> <p>Play Hit The Button to practise your quick recall of addition and subtraction number bonds within 10 or 20. Play again to see if you can improve your score.</p> <p>https://www.topmarks.co.uk/maths-games/hit-the-button</p>	<p style="text-align: center;">Numeracy</p> <p>L.I. We are learning to recall doubles and halves.</p> <p>Create your own board game that helps you to practise doubles and halves.</p> <p>For example, use or create a Snakes & Ladders board and double or half the number you land on.</p>	<p style="text-align: center;">Numeracy</p> <p>L.I. We are learning to solve a problem using number skills.</p> <p>Play along with my Estimate Challenge.</p> <p>Was your estimate close to the correct answer? Which number skills were we practising this time?</p> <p>You could have a go at creating your own estimate challenge!</p>

	<p>Choose prices for the items which suit you. Here is a guide to help you but feel free to make the prices higher or lower to suit you.</p> <p> Max price 10p per item</p> <p>  Max price £1.00 per item</p> <p>   Max price £5 per item</p>			
<p>IDL</p> <p>L.I. We are learning about the life of Robert Burns.</p> <p>Robert Burns Day is approaching, a significant day in Scotland. Watch the video about Robert Burns and write down/type up 5 facts you have found out about Robert Burns.</p> <p>The Story of Robert Burns - YouTube</p> <p>For more information read about him on the following websites:</p> <p>https://www.nts.org.uk/visit/places/robert-burns-birthplace-museum/the-life-of-robert-burns</p> <p>https://www.bbc.co.uk/teach/why-is-robert-burns-work-still-so-popular-today/zky747h</p>	<p>HWB – PE</p> <p>L.I. We are learning to improve our fitness.</p> <p>Invent a new game that you can play to stay fit at home. Try to think about different ways of moving and pace. Don't forget to explain the equipment that you may need and the rules for playing.</p> <p>Joe Wicks- The Body Coach</p> <p>Why not try out Joe Wicks' daily PE lessons to help improve your fitness and stamina at home!</p> <p>https://www.youtube.com/channel/UCAxW1XT0iEJo0TYIRfn6rYQ</p>	<p>French</p> <p>L.I. We are learning about French colours.</p> <p>Go on a colour scavenger hunt around your house and garden. Try to find something for every colour of the rainbow and name the colour of the item in French.</p>	<p>Expressive Arts</p> <p>L.I. We are learning to follow instructions.</p> <p>L.I. We are learning to improve the accuracy of our drawings.</p> <p>Choose a draw-a-long video and test your ability to follow the instructions to create your artwork.</p> <p>https://www.youtube.com/user/ArtforKidsHub/videos</p>	<p>Outdoor Learning</p> <p>L.I. We are learning to record the types of birds we see in the environment.</p> <p>We are participating in the annual RSPB Big Schools' Birdwatch.</p> <p>Find a quiet place where you can see the outdoor environment for 10 – 20 minutes and stay still. For example, you could look out of a window at your garden or stand quietly in the woods.</p> <p>Draw or write the different types of birds you see and use tally marks to record how many of them you see. You can use the Bird Watch sheet to help you.</p> <p>As an extra challenge you could display your results in a bar chart.</p>