




25<sup>th</sup> January 2021

# Primary 1: Online Learning - Literacy Grid

Monday	Tuesday	Wednesday	Thursday	Friday
<p><b>Listening and Talking</b></p>  <p>On the 25th January, in Scotland, many people celebrate the life of the famous Scottish poet, Robert Burns. This is called 'Burns Night'.</p> <p>To mark this celebration, in today's listening and talking task we will learn some Scots language by following instructions in Scots.</p> <p>Choose one of these Scots language listening games to play:  <a href="https://www.scotslanguage.com/learning">https://www.scotslanguage.com/learning</a></p> <p>★ <b>Extra Challenge:</b> Can you share your learning by telling someone at home some of the new Scots words that you have learned?</p>	<p><b>*Phonics</b></p> <p><b>*Daily task*</b>  <b>In the classroom we practise our phonics daily. Try to do step 2 of this task every day.</b></p> <ol style="list-style-type: none"> <li>Today we are going to learn a new sound, <b>oi</b> and 2 new tricky words, <b>be</b> and <b>she</b>. Watch this video to find out more about our new <b>oi</b> sound:  <a href="https://www.youtube.com/watch?v=qCVX3rYKLjw">https://www.youtube.com/watch?v=qCVX3rYKLjw</a></li> <li>Revise the sounds and tricky words that we know. You should be able to say each one speedily. Use your flashcards to practise these or the 'Sounds and Tricky Words' saved in this week's Literacy Phonics folder in the 'Files' on Teams. Look out for our new sound and tricky words! Talk about what our new tricky words mean. Can you say a sentence with each of them?</li> <li>Play the <b>Soil Spoil</b> game on Education City. You will need the login from your home learning pack.</li> <li>Complete the <b>Soil Spoil Worksheet</b> found in this week's Literacy Phonics folder in the 'Files' section on Teams. You can upload your finished work to show us. We would love to see it!</li> </ol> <p>★ <b>Extra Challenge:</b> Can you find any <b>oi</b> things around your home? What about our tricky words - can you find any around your home or on your daily walk? Take a photo to show us!</p> <p><b>*Remember to check our P1 Virtual Classroom on Teams for links to additional Phonics activities.*</b></p> 	<p><b>Reading</b></p> <p><b>*Daily task*</b>  Revise your ORT vocabulary. You will find it in this week's Literacy Reading folder in the 'Files' section of Teams. Remember, you should be able to say these words speedily before you move on to the next Stage. If you are confident in both of your Stage 1 and Stage 2 words, you are now ready to move on to our new Stage 3 words. We will learn a few of these each week. Let us know how you are getting on with learning your vocabulary.</p> <p>Next, go to the Oxford Owl website and login using the details in the Literacy Reading folder in the 'Files' section of Teams. This week you can '<i>choose your challenge</i>' by clicking on <b>one</b> of the books below to read (these vary in difficulty). Listen to the story first before you have a go at reading it by yourself. Remember to use your 'reading finger' and to 'sound out' any words that you don't know. Look out for any of our tricky words in your book too!</p> <ol style="list-style-type: none"> <li><b>Run, Run</b>  <a href="https://www.oxfordowl.co.uk/api/interactives/33156.html">https://www.oxfordowl.co.uk/api/interactives/33156.html</a></li> <li><b>The Tin Can Man</b>  <a href="https://www.oxfordowl.co.uk/api/interactives/33394.html">https://www.oxfordowl.co.uk/api/interactives/33394.html</a></li> <li><b>Spots</b>  <a href="https://www.oxfordowl.co.uk/api/digital_books/1380.html">https://www.oxfordowl.co.uk/api/digital_books/1380.html</a></li> </ol> <p>★ <b>Extra Challenge:</b> complete the activities at the end of your book or at the top of your screen.</p> <p><b>*Remember to check our P1 Virtual Classroom for links to additional Reading activities.*</b></p>	<p><b>*Dictation</b></p>  <p>Choose <b>one</b> of the following sentences and read it to your child (these vary in difficulty):</p> <ol style="list-style-type: none"> <li>I pat the dog.</li> <li>I chop the log and put it in the shed.</li> <li>The queen put the coins in the bag and shut it in a box.</li> </ol> <p>Look at the writing checklist on the Dictation Worksheet and talk about it together. Ask your child to write the sentence as you repeat it word by word on the Dictation Worksheet provided or in their jotter. Encourage your child to sound out words before they write them. For example, what is the first sound? What is the middle sound? What is the end sound? Tricky words cannot be sounded out - encourage your child to 'have a go' at writing these from memory.</p> <p>★ <b>Extra challenge:</b> can you add a sentence of your own? You could also draw a picture to illustrate your sentences.</p>	<p><b>*Rhyming Words</b></p> <p>Listen to this song about words that rhyme:  <a href="https://www.youtube.com/watch?v=RVophT8naUM">https://www.youtube.com/watch?v=RVophT8naUM</a></p> <p>Play the <b>Cat Cosy</b> game on Education City. You will need the login from your home learning pack.</p> <p>Complete the Rhyming Words Worksheet in this week's Literacy Rhyming Words folder in the 'Files' section of Teams.</p> <p>★ <b>Extra challenge:</b> Can you think of any of your own rhyming words? You could make your own rhyming book and illustrate it too!</p> 