


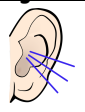


1st February 2021

Primary 1: Literacy Grid

Monday	Tuesday	Wednesday	Thursday	Friday
<p>Phonics</p> <p>*Daily task*</p> <p>Try to practise your sounds and tricky words every day.</p> <ol style="list-style-type: none"> Our new sound this week is, ue and our 2 new tricky words are, they and are. Watch this video to find out more about our new ue sound: https://video.link/w/5N2Lb Revise the sounds and tricky words that we know. You should be able to say each one speedily. Use the 'Sounds and Tricky Words' saved in this week's Literacy folder in the 'Files' on Teams. Look out for our new sound and tricky words! Talk about what our new tricky words mean. Play the To the Rescue game on Education City. You will need the login from your home learning pack. Write the ue sound and our new tricky words in flour, salt, sugar or something that you have lots of at home. Think of some ue words and have a go at writing them or ask a grown up to write them for you.  <p>★ Extra Challenge: Write a sentence with one of your ue words or ask someone at home to write it for you and you can copy it.</p>	<p>*Reading</p> <p>*Daily task*</p> <p>Revise your ORT vocabulary in this week's Literacy folder in the 'Files' section of Teams. Remember, you should be able to say all words speedily before moving on to the next stage. Our new Stage 3 words for this week have been added to the ORT Stage 3 slides.</p> <p>Next, go to the Oxford Owl website and login using the details in the Literacy folder in the 'Files' section of Teams. 'Choose your challenge' by clicking on one of the books below to read (these vary in difficulty). If you are unsure which book to read, you can start with mild and if you find it too easy, try hot and progress to spicy if needed. If you find a book is too tricky, go back to the challenge before it. If you need any more support with this, you can contact your teacher who can help.</p> <p>Listen to the story first before you have a go at reading it by yourself. Remember to use your 'reading finger' and to 'sound out' any words that you don't know.</p> <ol style="list-style-type: none"> Cats (mild) https://www.oxfordowl.co.uk/api/interactives/33304.html Posh Shops (hot) https://www.oxfordowl.co.uk/api/interactives/33298.html By the Stream (spicy) https://www.oxfordowl.co.uk/api/digital_books/1156.html <p>★ Extra Challenge: complete the activities at the end of your book or at the top of your screen.</p>	<p>*Foundations of Writing</p> <p>In school, we usually start our writing tasks by drawing the picture first. This allows for ideas to develop and encourages creativity through detailed drawings. You will need a fine, black pen for this task. On a bit of paper or in your jotter write the title of the drawing which is 'Playing in the Snow'. Draw a picture of you playing in the snow. Remember to include lots of detail in your picture. You should make sure that you draw:</p> <ul style="list-style-type: none"> ★ All of your facial features (eyes, eyebrows, eyelashes, nose, mouth, ears) and hair ★ Your body as though it is playing in the snow (arms might be outstretched or knees bent - make sure that you have all of your body parts!) ★ Detail on your clothes, wellies, gloves and scenery to show where you are (if you are in your garden there might be trees or your family around you) <p>Once you have drawn a really detailed picture of yourself playing in the snow, tell a grown-up about your picture. You can write your story in different ways. Choose the challenge you are most comfortable with:</p> <ol style="list-style-type: none"> Ask an adult to write your story for you in a light coloured pencil and you can write over their words (overwriting - mild) Ask an adult to write your story for you and leave a line under each sentence for you to copy underneath (underwriting-hot) Have a go at writing your story by yourself. Try to sound out any words that you are unsure of (spicy). <p>Once you have written your story, read it together with your grown-up.</p>  	<p>Dictation</p> <p>'Choose your challenge' by choosing one of the sentences below (these vary in difficulty). If you are unsure which sentence to choose, you can start with mild and if you find it too easy, try hot and progress to spicy if needed. If you find a sentence is too tricky, go back to the challenge before it. If you need any more support with this, you can contact your teacher who can help.</p> <ol style="list-style-type: none"> He got a big bun. (mild) The fox was in his den. (hot) Ray had a pain in his leg. They sat him on the chair. (spicy) <p>Look at the writing checklist on the Dictation worksheet and talk about it together. Ask your child to write the sentence as you repeat it. Encourage your child to sound out words before they write them. Tricky words cannot be sounded out - encourage your child to 'have a go' at writing these from memory. When you have finished your sentence, self-check it by ticking each item on the checklist that you have included.</p> <p>★ Extra challenge: can you add a sentence of your own? You could also draw a picture to illustrate your sentences.</p>	<p>*Listening Task</p>  <p>This task involves listening carefully and following instructions correctly.</p> <p>You can 'choose your challenge'.</p> <p>Remember that you only need to complete one of the listening tasks (you will find these in this week's Literacy folder in the 'Files' section of Teams. If you are unsure which task to choose, you can start with mild and if you find it too easy, try hot and progress to spicy if needed.</p> <ul style="list-style-type: none"> Listening task 1 (mild - two step instructions) <i>or</i> Listening task 2 (hot - three step instructions) <i>or</i> Listening task 3 (spicy - five step instructions)
<p>*Remember to check our P1 Virtual Classroom on Teams for quick links to this week's assignments as well as additional activities, stories and games.*</p>				