







































Home Learning: Week beginning January 18th 2021



	<u>Literacy</u>	<u>Numeracy and Maths</u>	<u>Other</u>												
Monday	<p><u>Reading:</u> See Seesaw Activity: T&L - Identifying Sounds</p> <p>Initial Sounds</p> <p>Circle the letter that the word begins with. The first one has been done for you.</p> <table><tr><td><div>b</div><div>c</div></td><td><div>o</div><div>a</div></td></tr><tr><td><div>d</div><div>b</div></td><td><div>s</div><div>h</div></td></tr><tr><td><div>s</div><div>f</div></td><td><div>c</div><div>o</div></td></tr><tr><td><div>b</div><div>p</div></td><td><div>t</div><div>f</div></td></tr><tr><td><div>v</div><div>c</div></td><td><div>d</div><div>g</div></td></tr><tr><td><div>e</div><div>j</div></td><td><div>h</div><div>y</div></td></tr></table>	<div>b</div>  <div>c</div>	<div>o</div>  <div>a</div>	<div>d</div>  <div>b</div>	<div>s</div>  <div>h</div>	<div>s</div>  <div>f</div>	<div>c</div>  <div>o</div>	<div>b</div>  <div>p</div>	<div>t</div>  <div>f</div>	<div>v</div>  <div>c</div>	<div>d</div>  <div>g</div>	<div>e</div>  <div>j</div>	<div>h</div>  <div>y</div>	<p><u>Shape: 2D and 3D</u></p> <p>Shape hunt: in your house or outside, see how many shapes you can find.</p> <p>Make a note of how many circles, squares, triangles and rectangles you see!</p>  <p><i>Challenge:</i> Can you find a 3D shape such as a cube?</p> <p>See Seesaw Activity: Sort 3: Shapes</p>	<p><u>Social Studies:</u> Vikings</p> <p>Do you remember their shields and weapons?</p> <p>Vikings liked to use different colours on their shields which meant different things to them, for example, green meant hope.</p> <p>Make your own shield using your favourite colours. You could use cardboard</p> 
	<div>b</div>  <div>c</div>	<div>o</div>  <div>a</div>													
	<div>d</div>  <div>b</div>	<div>s</div>  <div>h</div>													
	<div>s</div>  <div>f</div>	<div>c</div>  <div>o</div>													
	<div>b</div>  <div>p</div>	<div>t</div>  <div>f</div>													
	<div>v</div>  <div>c</div>	<div>d</div>  <div>g</div>													
<div>e</div>  <div>j</div>	<div>h</div>  <div>y</div>														

Tuesday

Writing

In class we have been practising writing short sentences.

Adults, write a short sentence using a highlighter and your children will write over it in pencil.

Remember your pincer grip!



Numbers

Use your number mats to order the numbers 0-10 / 0-15 / 0-20

Challenge: can you order your numbers backwards?


Construct 1: I can count backwards on a number line through



Art: Nessie the Loch Ness Monster

Can you make a 3D loch ness monster?

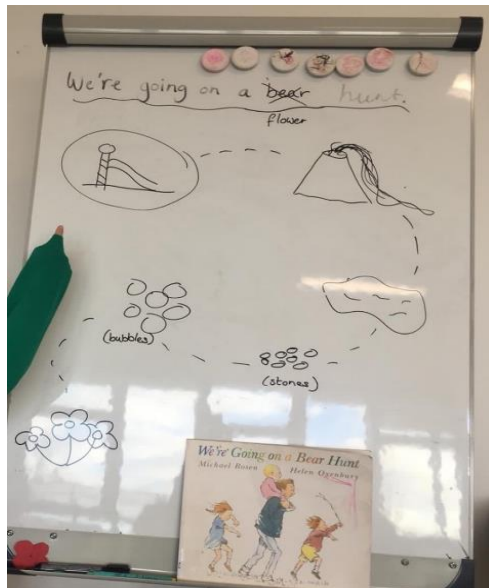
Using your playdoh make a Nessie. Remember your rolling techniques for making the body!



Can you create a story map for a story you have recently read?

Change some details in the title and in the story to make it your own (characters, places, objects, animals etc.)

Here is an example of a story map by a primary 1. The teacher drew the pictures for his story and he retold the story to the class.



Measurement -

1. Who is the tallest in your house?
2. Who is the smallest in your house?
3. Can you find something in your house that is heavy?
4. Can you find something in your house that is light?

Record your answers on Seesaw (you could ask an adult to type it up or take a picture with each of your answers)

Music

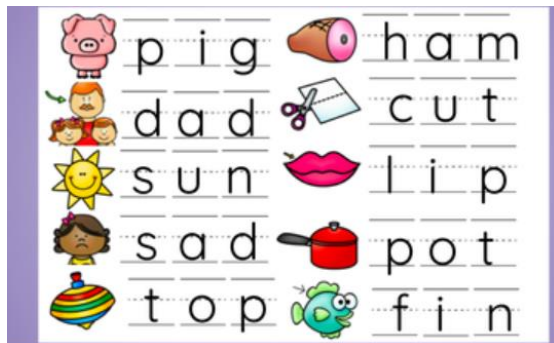
In Scotland we have a funny type of Scottish language called slang.

Listen to this traditional Scottish song "Three Crows" and try to work out what some of the slang words mean!

<https://www.youtube.com/watch?v=Ckhyx9QCMpo>

Spelling.

See Seesaw Activity: **Read the CVC words**



Time: Days of the Week

Listen to our days of the week song then try and sing it without the music!

<https://www.youtube.com/watch?v=mXMofxtDPUQ>

Can you order the days of the week?

Ask an adult to write out the days of the week and you try and order them. You should be able to work out the day from the first letter. For example, "mmmmmm...Monday!" or "t-t-t-Tuesday!"

Ask an adult to take a picture of your days in the correct order.

Food

In Scotland we grow and produce some of the tastiest food in the world!

Please have a go at tasting different Scottish foods such as: porridge, oatcakes and cheese, haggis, tablet and strawberries.

Extra: Make your own shortbread!



Ingredients

55g of caster sugar
180g of plain flour
125g of butter

Equipment

Oven
large mixing bowl
wooden spoon
fork
wire cooling rack
fridge
rolling pin
biscuit cutters
baking tray

Method

1. Heat the oven to 190c or gas mark 5.
2. Beat the butter and the sugar together until smooth.
3. Stir in the flour to get a smooth paste.
4. Turn on to a work surface and gently roll out until the paste is 1cm / 1/2in thick.
5. Cut into rounds or fingers and place onto baking tray. Sprinkle with caster sugar and chill in the fridge for 20 minutes.
6. Bake in the oven for 15-20 minutes, or until pale golden-brown. Set aside to cool on a wire rack.



<p>Friday</p>	<p>Ask an adult to read your favourite story and draw a picture for the front cover.</p> <p>Can you make up a new title for the story?</p> <p>Remember and write your name as the author.</p>	<p><u>Directions and Movement</u></p> <p>Treasure Hunt!</p> <p>Hide something in your house or garden and direct an adult to it. Use the words: forwards, backwards, left, right, up and down to help them find it!</p> <p>Take turns of giving one another the instructions to find the hidden treasure and for extra fun you could blind fold each other!</p>
---------------	---	---