




11.01.21

Primary 1: Online Learning - Literacy Grid

Monday	Tuesday	Wednesday	Thursday	Friday
<p><u>Phonics</u> Revise the sounds that we know by watching the Jolly Phonics songs: Jolly Phonics Songs in correct order! (Letters and Sounds) BEYC International School in Bangkok.mov - video Dailymotion</p> <p>Ask a grown-up or a sibling to hold up your sound cards one at a time to see how quickly you can shout out the sound and do the action. Do this for your Tricky words too. A copy of these are available in the 'Files' section of Teams.</p> <p>Ruth Miskin of RWI is showing speed sounds lessons every day on her YouTube channel. Although we use the Jolly Phonics actions, some of RWI strategies will be useful too. The timetable for these lessons is saved in the 'Files' section of Teams. Each lesson is available for 24 hours so don't panic if you miss it - you can watch it later in the day.</p> <p>Here is a link: Ruth Miskin Training - YouTube</p> <p>Start with Set 1 lessons. For extra challenge, you can try Set 2. Remember that you might not have been taught all of the Set 2 sounds yet but you can do the ones that you know.</p> <p>Finally, practise making words with your sounds using this online spelling game: First Phonics (doorwayonline.org.uk)</p>	<p><u>Reading</u></p>  <p>Listen to a Scots story. You will find links to a selection of stories in the 'Files' section of Teams.</p> <p>Talk about the meanings of any Scots words you are unsure of.</p>	<p><u>*Talk for Writing</u> Create a story map to retell one of the stories that you have listened to this week or one of your favourite stories from home.</p> <p>Here is an example of a story map for the Gruffalo:</p>  <p>After you have finished your story map, use your Talk for Writing skills and add some actions to your story. Start with 'Once upon a time' and create your own actions for the other parts of your story. Retell your story, complete with actions to someone at home.</p> <p>You can share your story map with your teachers by attaching a photo of it to your assignment page before you 'Hand in'.</p>	<p><u>*Handwriting</u> Follow the link below to the 'Sky Writer' game on the ICT Games website. Sky Writer - mobile friendly (ictgames.com)</p> <p>Click on each letter to watch the correct formation.</p> <p>Have a go at writing each letter correctly after you have watched it.</p> <p>You can also print off the handwriting sheet if you would like further practise. You can find this in the 'Files' section of Teams.</p> <p>If you like, you can share your work with your teachers by uploading a photo of your handwriting to your assignment page.</p>	<p><u>*Listening and talking</u></p>  <p>Choose a Scots poem to learn and perform. A copy of the Scots poems are available in the 'Files' section of Teams.</p> <p>Perhaps you can perform your poem over Zoom, Face Time, etc. to family members who you don't live with.</p> <p>If you like, you can also upload your performance to share with your teachers too. Remember to only post your video on your own assignment page.</p>