

# Home Learning

## Primary 6

Issued: 10.11.20

Due: 19.11.20









Please complete 6 core tasks (underlined). The other tasks are optional.

Use the circle to self-assess your tasks

**Green – easy**

**Yellow – challenging**

**Red – too difficult**

<p><b>Task 1</b></p> <p></p> <p><b><u>Numeracy – Word Problems</u></b>  <b>L.I. Use vocabulary of addition, subtraction, multiplication and division confidently.</b></p> <p><b>Create 10 word problems to be shared with the class.</b>          Using your knowledge of word problems write 10 problems using a range of functions (addition, subtraction, multiplication, division). Make sure you have answers for your problems and be prepared to share these in class.</p>	<p><b>Task 2:</b></p> <p></p> <p><b><u>Literacy</u></b>  <b>Reading for enjoyment</b>  <b>L.I. To develop a reading habit at home</b></p> <p>Scottish Book Week starts on <b><u>16<sup>th</sup> November.</u></b> The First Minister has set a reading challenge for all primary age children. You have been given a reading passport – first complete up to page 5 about your reading choices and then start recording which books you have read. Happy reading!</p>	<p><b>Task 3</b></p> <p></p> <p><b><u>Mathematics - Measure</u></b>  <b>L.I. Measure using non-standard units</b></p> <p>Choose a room in your house to measure in as many different ways as you can. You could use feet, handspans or cubits to measure the length, width and perimeter of your chosen room.</p>		
<p><b>Task 4:</b></p> <p></p> <p><b><u>Literacy</u></b>  <b>Spelling</b>  <b>L.I. To spell words accurately</b></p> <p>Find your group's spelling words and practise any that you find challenging. You can use bubble writing, pyramid writing, hangman or any activity that works for you. Upload pictures to teams if you can.</p>	<p><b>What was your favourite task and why?</b></p> <table border="1"> <tr> <td data-bbox="555 1104 975 1272"> <p><b>Child</b></p> </td> </tr> <tr> <td data-bbox="555 1272 975 1451"> <p><b>Adult</b></p> </td> </tr> </table>	<p><b>Child</b></p>	<p><b>Adult</b></p>	<p><b>Task 5</b></p> <p></p> <p><b><u>Health and Wellbeing</u></b>  <b>Thoughts and feelings</b>  <b>L.I. Describe my emotions accurately</b></p> <p>Create a poster with a visual way to show a range of emotions. For example you could draw a rollercoaster, a wave, a volcano or anything else that makes sense to you. Try to include 6 specific words for your emotions.</p>
<p><b>Child</b></p>				
<p><b>Adult</b></p>				
<p><b>Task 6</b></p> <p></p> <p><b><u>Expressive Arts</u></b>  <b>L.I Recognise elements of design and recreate these in a new way</b></p> <p>Research and design an original piece of Egyptian inspired jewellery. Egyptians used gold and colourful ornamentation in their jewellery. Look up some examples for inspiration and draw your own piece.</p>	<p><b>Task 7</b></p> <p></p> <p><b><u>Modern Languages</u></b>  <b>Duolingo</b>  <b>LI – confidently use French greetings and introductions</b></p> <p>Visit Duolingo website and revise greetings and introductions in French. The best way to learn something is to teach someone else. Is there someone in your house you could teach some French to?</p>	<p><b>Task 8</b></p> <p></p> <p><b><u>Listening and talking</u></b>  <b>LI Use a range of verbal and non-verbal techniques in oral presentations for example vocabulary, eye contact, body language, pace and tone.</b></p> <p>Continue preparing your solo talk using the success criteria shared in class. We will begin presenting them from Monday 23<sup>rd</sup> November. When you feel ready let us know and we'll give you a date!</p>		
<p><b>What would you like more help with or do more of?</b></p>	<p><b>Child:</b></p> <p><b>Adult:</b></p>			