




P4 Spelling Lists

L1: To use spelling rules and patterns to help me spell tricky or unfamiliar words.

Spelling rule of the week: **compound words**



+



=



sun

+

flower

=

sunflower

Compound words are formed when two words are joined to create a new word which has a new meaning.

Week Beginning 8th June 2020

Choose 5-10 spelling words from the lists below.

Ice Cream = expected level;

Sprinkles = trickier words


Ice Cream – compound words

1. bedroom
2. blackbird
3. bonfire
4. cupboard
5. football
6. goalkeeper
7. outside
8. playground
9. popcorn
10. windmill



Sprinkles – compound words

1. clockwise
2. sandwich
3. rattlesnake
4. everywhere
5. earthquake
6. headquarters
7. meanwhile
8. eyewitness
9. underestimate
10. overabundance



Week Beginning 1st June 2020

If you have learned the Sprinkle words off by heart and are very confident in knowing what the words mean, here are a few extra challenges for you.

Extra Sprinkles



1. There are hundreds more compound words out there! Try to find an A-Z of compound words. E.g., A – airline, B - bonfire
2. Find 5 compound words which start with "super".
3. Sort out the words on the next slide...

Sort out the words by matching up a word from List 1 with a word from List 2 to make a compound word.

Word List 1

jelly
life
head
cave
no
hall
water
rain
under
surf

Word List 2

melon
board
man
where
way
bow
ache
ground
fish
guard

Copy a table like this into your jotter...

Word 1	+	Word 2	=	Compound word
	+		=	

Practise your words for 10-20 minutes each day.

Start with Look, **Cover**, Write, **Check**.

Then, choose an activity to help you practise.

Make sure you know what each word in your list means.
Really try to challenge yourself to learn to spell the words off by heart.

Spelling Activity 1 – Bubble Letters

Bubble Letters

Write your spelling words in bubble letters. After you write your words in bubble letters, color your words with a crayon or colored pencil.

Bubble Letters Rock!

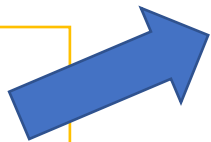
Top Tip – write the letter as normal, then draw an outline all around it to make it a bubble letter.

Spelling Activity 2

Have a go at making your own crossword puzzle using your spelling words.

You could use this website to enter the words and clues: <https://tools.atozteacherstuffs.com/free-printable-crossword-puzzle-maker/>


Have a go at Miss Melrose's crossword!



Across

1. take a break during school here

Compound Words



Down

1. somewhere you sleep
2. Light this on 5th November
3. store your belongings in here