

Maths Data Handling

L1: To sort information using Carroll
Diagrams and Venn Diagrams



Carroll Diagram

- A Carroll diagram is a way of sorting information into different categories.
- Here is a way of seeing who has a brother or sister, or both, or neither! I have a brother but not a sister, so I put my name in the right box.
- Where would you and your friends fit on this Carroll diagram?

	Has a sister	Doesn't have a sister
Has a brother		Miss Melrose
Doesn't have a brother		

Carroll Diagram Activity



- Can you sort these characters into the Carroll Diagram?

Mulan
Iron Man
Rapunzel
Aladdin
Spiderman
Batman
Buzz Lightyear
Moana
Harry Potter
Captain America
Captain Marvel
Cruella De Vil

	Is in a Marvel film	Isn't in a Marvel film
Is a boy		
Is a girl		

Carroll Diagram Activity



- Answers

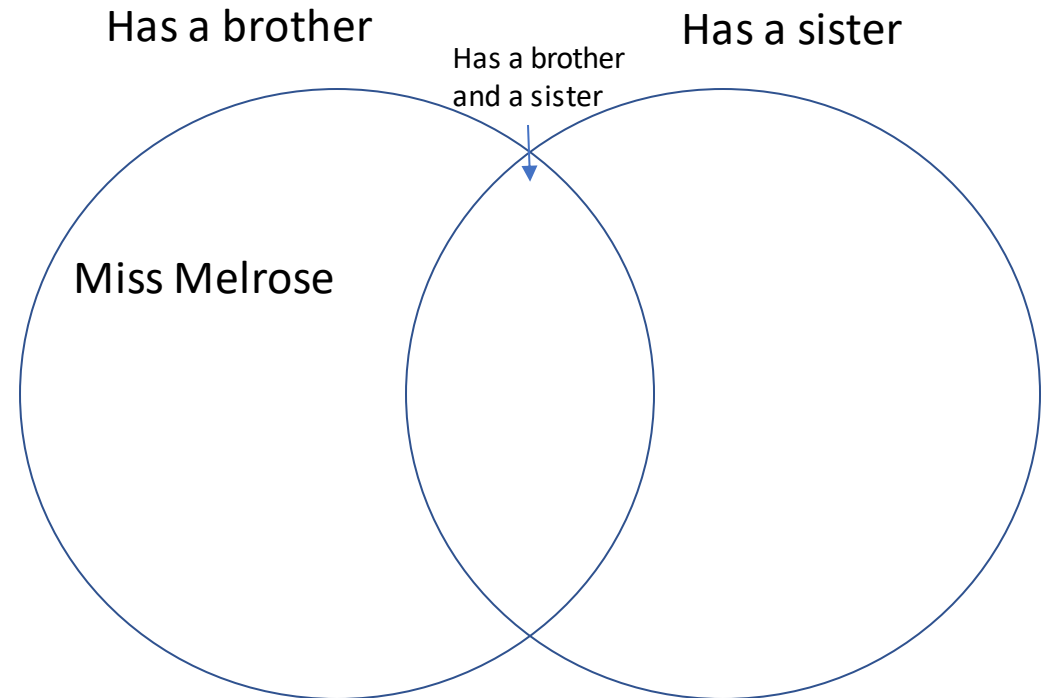
	Is in a Marvel film	Isn't in a Marvel film
Is a boy	Iron Man Spiderman Captain America	Aladdin Batman Buzz Lightyear Harry Potter
Is a girl	Captain Marvel	Mulan Rapunzel Moana Cruella De Vil

Carroll Diagram

- Now have a go at the Carroll Diagram worksheet attached to the Assignment.
- Extra challenge – Could you make up your own Carroll Diagram of a subject of your choice?
- Eg Book characters, Film characters, Odd/even numbers, eye colour and hair colour of family etc.

Venn Diagram

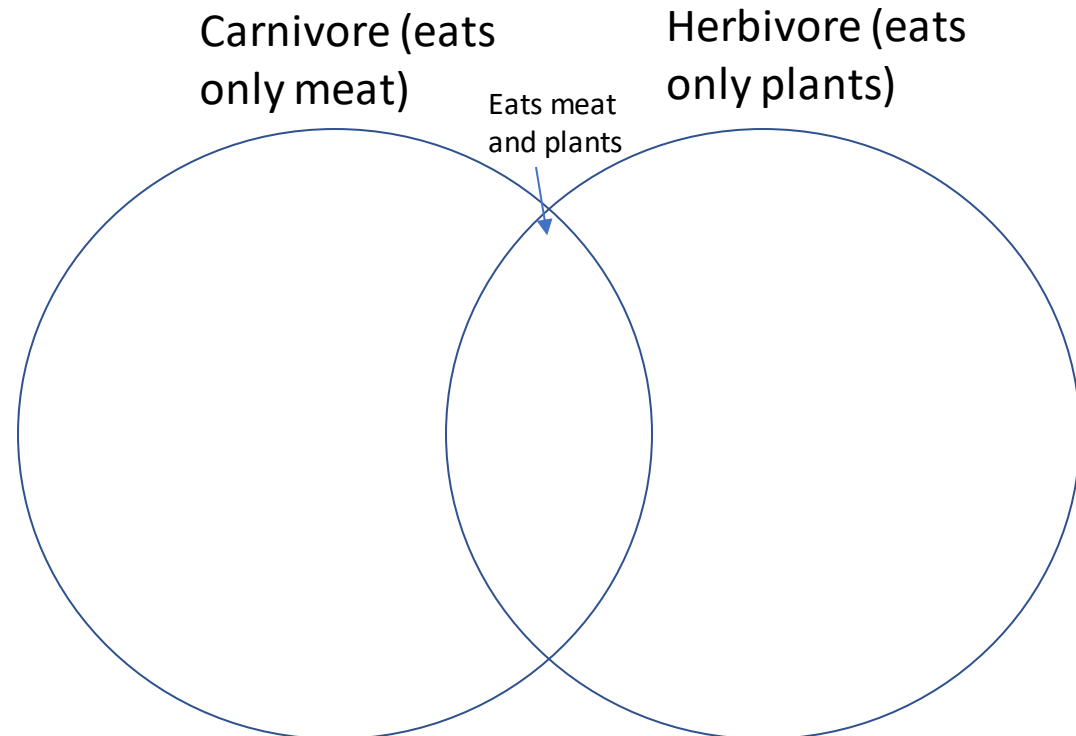
- A venn diagram is another visual way of sorting information and comparing things.
- Again, I have used the example of having a brother/sister.
- The circles overlap. If you fit in both categories, your name would go in the middle.
- If you don't fit in any category, you would put your name on the outside.
- Where would your name fit in the Venn Diagram?



Venn Diagram Activity

- Can you sort these animals into whether they eat only meat (carnivore), eat only plants (herbivore), or eat both meat and plants?

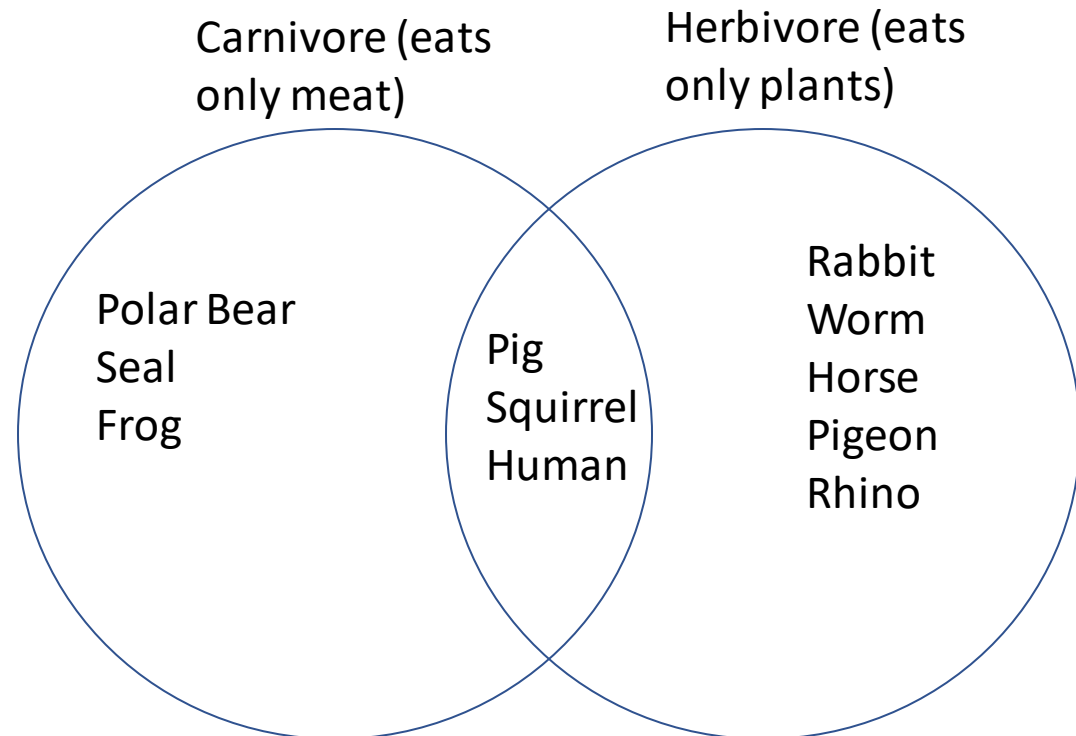
Rabbit
Polar Bear
Horse
Worm
Seal
Human
Frog
Pigeon
Pig
Rhino
Squirrel



Venn Diagram Activity

- Can you sort these animals into whether they eat only meat (carnivore), eat only plants (herbivore), or eat both meat and plants?

Answers



Venn Diagram

- Now have a go at the Venn Diagram worksheet attached to the Assignment.
- Extra challenge – Could you make up your own Venn Diagram of a subject of your choice?
- Eg Book characters, Film characters, Odd/even numbers, eye colour and hair colour of family etc.