

As well as your literacy tasks over each week, you have daily reading to complete. We are asking you to read for at least 30 minutes a day. Remember this could include reading aloud to someone else. Be creative with your reading - read to a relative on a video chat, read in different places in your home, read to your pet if you have one! And let us know 😊

As well as books you might have at home, you can also use these links to access books online:

<https://readon.myon.co.uk> - myON are offering free access to a range of texts linked to AR levels, your interests and recommendations.

<https://stories.audible.com/start-listen> - Remember you can access free audio books on Audible at the moment as well.

Here's the link for AR so you can take the quiz if you finish your book <https://ukhosted26.renlearn.co.uk/2243939/default.aspx>

Try recording your weekly reading on a calendar or grid to keep track 😊

	Monday	Tuesday	Wednesday	Thursday	Friday
Time spent reading					
What did you read?					

L.I. To use spelling patterns and rules to spell words accurately.

S.C. I can practice my spelling words. I can identify spelling patterns. I can use my spelling words in context.

y+-ing
crying
drying
frying
prying
trying
applying
carrying
denying
hurrying
marrying
relying
replying
scurrying
supplying
tidying
varying

-d
exploited
obtained
remained
repaired
bounced
cemented
complained
damaged
danced
decided
decreased
entertained
imagined
increased
measured
practised
refused
treasured
whistled
wriggled
wrinkled

-ing
directing
explaining
knowing
laughing
learning
photocopying
photographing
searching
achieving
believing
celebrating
cycling
deceiving
decomposing
describing
deserving
exercising
exploding
investigating
pausing
practising
prescribing
receiving
sieving
telephoning

-ible
accessible
audible
credible
destructible
edible
flexible
horrible
impossible
indestructible
invincible
legible
possible
responsible
reversible
sensible
susceptible
terrible
visible

# L.I. To use spelling patterns and rules to spell words accurately.

S.C. I can practice my spelling words. I can identify spelling patterns. I can use my spelling words in context. I can identify the number of graphemes in each of my spelling words.

## Fresh-Start Flamingos

Remember

**'Best Friends'** are sounds that go together to make one sound  
e.g. **ch, sh, qu, th, wh, ck, ng, nk.**

**'Graphemes'** are the number of sounds (parts) in a word e.g.  
yelp = **y-e-l-p**, shop = **sh-o-p**,  
snack = **s-n-a-ck**

**'Red Rhythms'** are **common words that we cannot sound out**,  
we need to just learn how to spell them and remember them.

**'Root Words'** are made up of an original word then an ending  
added

e.g. **picked** = root: **pick** ending: **ed**  
**swimming** = root: **swim** ending: **ing**

## Spelling

Green words

	'best friends'	number of graphemes		'best friends'	number of graphemes
thing			greedy		
feel			sleep		
keep			holiday		
stray			delay		
teeth			address		

Red rhythms

ball what of to your

## Create a Comic

We would like you to create your own comic using this dice rolling task! If you haven't got dice at home, you can write the numbers 1-6 on paper, fold them, mix them up and pick one out to get the same effect. This will give you your story line to work with to create your own comic strip.

Writing a comic strip uses similar skills as story writing but you also have to tell your story in fewer words and use pictures to convey much of the story. This gives you a different set of success criteria than a story you might write. We are expecting you to take your time with this task and not rush it. It might take you more than one session to complete it.

In order to create a successful comic strip you will:

- use the attached planner to map out your comic strip
- include all the story elements from your dice rolls
- check that your story makes sense - you will need to include a start to set the scene, the complication you roll and a resolution to solve it
- include a title for the comic and your name as the author
- create clear drawings with details to help explain the story line (colour is optional)
- use text under each box or as speech bubbles to tell the story - we need to be able to read it so please use a different grid if the ones we have given you are too small
- If you have access to a computer, you might want to do this digitally - maybe even create a comic strip using photos of yourselves or toys!

Have a look online for 'comic strip examples for primary school' to get some ideas about layout.

# ROLL TO CREATE

## A SUPERHERO COMIC

1. Roll the dice. Find the row that matches the number rolled on the chart.
2. See which Superhero is in the '1st Roll' column. Record this at the bottom of the page.
3. Roll the dice again. Repeat the process from your previous turn, this time looking in the '2nd Roll' column. Add the Superpower to the bottom of the page.
4. Continue the process until you have rolled the dice five times and added all the features needed for your comic.
5. Write your comic.

	1st Roll	2nd Roll	3rd Roll	4th Roll	5th Roll
	Superhero	Superpower	Time	Place	Complication
	Super Racer	reading	one gloomy morning	a tropical island	a person has gone missing
	Storm Maker	invisibility	at midnight	a school	a page is missing from a library book
	Secret Reader	superhuman strength	long ago	an old library	an important item is lost
	Captain Bubbles	mind-reading	on a stormy night	a tree house	there is no water left in town
	Miss Invisible	flying	early one morning	a small cottage	lost in a maze
	Undercover Clue Master	breathing underwater	in the middle of the night	a shopping centre	a mysterious item is found in the school playground

### My Comic Features:

Superhero: \_\_\_\_\_ Superpower: \_\_\_\_\_

Time: \_\_\_\_\_ Place: \_\_\_\_\_

Complication: \_\_\_\_\_

Name \_\_\_\_\_ Date \_\_\_\_\_

Comic strip title: \_\_\_\_\_

---






## COMIC STRIP PLANNING SHEET



Who are the main characters in your comic strip?

How is your comic strip going to begin?

What will be the main event?

How will everything end?

How many boxes will you need and what will happen in each box (picture and text)?

- 1.
- 2.
- 3.
- 4.
- 5.
- 6.



## Homophones worksheet

Homophones are words that sound like each other but are spelled differently. Read through the text and use the correct words to fill the spaces. Please check your work with the answers provided.

Extension task: Create a list of other homophones that are not on this list.

Name \_\_\_\_\_

Date \_\_\_\_\_

# Heroic Homophones

where

right

to

you're

we're

their

your

there

four

too

for

"We were lucky to be in the \_\_\_\_\_ place at the right time," said Jeff Hu, the Captain of the local fire station. "The blaze started when a camp fire was left unattended."

Members of the Rural Fire Brigade were quick to extinguish the fire before it managed to spread through the surrounding bushland.



"We were only gone around \_\_\_\_\_ hours. We certainly didn't expect this to happen. It goes to show how important it is to always put \_\_\_\_\_ fire out before you go anywhere," advised the concerned family whose campfire sparked the blaze.

Captain Hu warned other campers to keep a close eye on \_\_\_\_\_ campfires. "With these hot, dry conditions, it's easy \_\_\_\_\_ fires to spread and get out of control. It's important that you have water close to \_\_\_\_\_ you have set up the fire and be sure \_\_\_\_\_ completely put it out before you leave."

Bush fires can be devastating and cause lots of damage to people's properties, livestock and potentially even their lives.

This fire caused some damage to the campsite toilet block, although the owners of the campsite believe that it could have been much worse. "Without the help of our brave local fire brigade, \_\_\_\_\_ definitely could have been more damage. We can rebuild the toilet block, \_\_\_\_\_ just glad that there were no injuries."

Remember, \_\_\_\_\_ responsible for your campfire, so always keep an eye on it and be careful not to get \_\_\_\_\_ close so you don't hurt yourself.

## Heroic Homophones

"We were lucky to be in the **right** place at the right time," said Jeff Hu, the Captain of the local fire station. "The blaze started when a camp fire was left unattended."

Members of the Rural Fire Brigade were quick to extinguish the fire before it managed to spread through the surrounding bushland.

"We were only gone around **four** hours. We certainly didn't expect this to happen. It goes to show how important it is to always put **your** fire out before you go anywhere," advised the concerned family whose campfire sparked the blaze.

Captain Hu warned other campers to keep a close eye on **their** campfires. "With these hot, dry conditions, it's easy **for** fires to spread and get out of control. It's important that you have water close to **where** you have set up the fire and be sure **to** completely put it out before you leave."

Bushfires can be devastating and cause lots of damage to people's properties, livestock and potentially even their lives.

This fire caused some damage to the campsite toilet block, although the owners of the campsite believe that it could have been much worse. "Without the help of our brave local fire brigade, **there** definitely could have been more damage. We can rebuild the toilet block, **we're** just glad that there were no injuries."

Remember, **you're** responsible for your campfire, so always keep an eye on it and be careful not to get **too** close so you don't hurt yourself.

## Inference and Interpretation

This task requires you to read a text that an estate agent has written to describe a building and draw a picture of what you think the building looks like using the clues they give you. You will be using lots of skills to do this and there are five different buildings you can draw in total. In order to complete one or more drawings you will need to:

- understand all the vocabulary in each text - there are lots of new words in these texts that you will definitely need to look up and you may find looking up images will help too, e.g. an awning, fenestella (I had to look that one up!)
- work out what information is important and what you can ignore - you are drawing a picture of the outside of a building, not a map
- draw your interpretation of the text as a building - having coloured pens or pencils will help with this task but if you don't have access to them, you can label your drawing with what the colours should be.
- understand that your drawing will look different from the answer sheets provided but you should be able to tick off the features they have listed


*This is not a task to be rushed! It looks easy but there is lots to do in this task and understanding the text is key to it, so take the time to look up new words and fully understand what you need to draw.*

# HOUSE FOR SALE!

Carefully read the description of the property features below. Using only the information given, sketch the exterior of the front of the house in the space available. Read through the information carefully as not all of it will be needed to sketch your house.

You'll love this gorgeous single-storey home located just three blocks from Parkside Primary School in Pentonville. This solid structure of brown, man-made material, topped with a canopy of emerald tiles, will give you 150 square metres of cosy home. Winters are toasty when sitting by crackling embers. Wake up each morning to awe-inspiring sunrises through the front rooms and entry. Approaching the matted stoop, you are immediately greeted by ruby wood with a gorgeous brass knob. A low maintenance, moveable garden highlights the quaintness of the house with indoor drapes matching the pale- red garden roses.

Contact the realtor for further information.






# HOUSE FOR SALE!

Carefully read the description of the property features below. Using only the information given, sketch the exterior of the front of the house in the space available. Read through the information carefully as not all of it will be needed to sketch your house.

If it's a home with character you're after, this structure made from raw natural materials, topped with a canopy of organic timber, is for you. The 120 square metre cottage located in rural Richmond welcomes you with an entry barred by grass coloured wood with golden oblong handles. The dark entry to the home branches off into well lit in side rooms. This home is naturally heated. It currently needs some work, but has the potential for fire-side relaxation. A simple potted garden aside the matted entry leaves a lasting impression of quaint prettiness. With the wooded view and closest neighbours a long way off, you'll love the view from uncovered windows all day and night.

Contact the realtor for further information.




# HOUSE FOR SALE!

Carefully read the description of the property features below. Using only the information given, sketch the exterior of the front of the house in the space available. Read through the information carefully as not all of it will be needed to sketch your house.

Live like royalty in this three and a half storey manor. Twin awning windows frame a recessed entryway atop four marble stairs. Entry is classic timber and is well lit from either side. Above the entrance lobby, a one and a half, split level storey showcases five forward facing windows with flourishing window boxes. The top floor contains three bedrooms each with front windows matching the floor below. Antique wooden shingles crown the building which offsets beautifully with the ash coloured brick. White drapes throughout apart from chocolate on the ground floor to match the awning.

Contact the realtor for further information.






# HOUSE FOR SALE!

Carefully read the description of the property features below. Using only the information given, sketch the exterior of the front of the house in the space available. Read through the information carefully as not all of it will be needed to sketch your house.

This home is straight out of a fairy tale. Two storey with a mushroom-like top which crowns the building with wide eaves. Cosy in the winter with natural wood heating, the grass coloured flue matching the roof tiles. Ground level is windowless with tall double wooden door entrance. Stoop mat matches the roof. Upper storey is well lit with twin fenestella facing forward. Unique design has the top floor seemingly sliced from the bottom and slid slightly left as you face the house. The cream brickwork consists of large blocks reminiscent of medieval architecture.

Contact the realtor for further information.




# HOUSE FOR SALE!

Carefully read the description of the property features below. Using only the information given, sketch the exterior of the front of the house in the space available. Read through the information carefully as not all of it will be needed to sketch your house.

Project your company's image with this all glass office building. 29 storeys of brand new office space. Modern design has the top nine storeys sheared off as if a samurai sliced down the building from left to right.

Two smaller additions to the building sit to the right at half and quarter size of the main. Primary tower is cylindrical while half tower is a half circle prism and the smallest is a quarter circle prism.

Smallest tower has premium glass office in hexagonal design on the top floor.



# ANSWER SHEET

- › solid brown man made = brown brick
- › emerald tiles = green roof
- › crackling embers = chimney/fireplace
- › front sunrises = two windows (door window too)
- › matted stoop = door mat
- › ruby wood = red door
- › brass knob = yellow door handle
- › low maintenance moveable garden = pot plant
- › pale-red garden roses = pink roses and curtains



# ANSWER SHEET


- › raw natural materials = bare wood
- › canopy of organic timber = wooden roof
- › grass coloured wood = green door
- › golden oblong handle = yellow rectangular door handle
- › dark entry = no front door window
- › well lit side rooms = two side windows
- › potted garden = pot plant
- › matted entry = door mat
- › prettiness = Flowers
- › natural heating needs some work = chimney broken
- › uncovered windows = no curtains






# ANSWER SHEET

- › manor = impressive and fancy looking
- › twin awning windows frame = › two windows with awnings on either side
- › recessed entryway atop four › › marble stairs = 4 steps up to the indented door area
- › classic timber = wooden door
- › well lit from either side = lights on both sides of the entry
- › one and a half, split level storey = taller middle level
- › five forward facing windows = › five windows on the front of the building
- › flourishing window boxes = lants in window gardens
- › front windows matching the floor below = three of the same windows on the top floor
- › antique wooden shingles = rown layered roof
- › ash coloured brick = building made from grey bricks
- › White drapes throughout apart from chocolate on the ground floor to match the awning = brown curtains and awnings on the bottom, white curtains everywhere else



# ANSWER SHEET

- › mushroom-like top with wide eaves = large wide and prominent roof
- › natural wood heating = chimney
- › grass coloured flue = green chimney
- › matching the roof tiles = green roof
- › ground level is windowless = no windows on bottom floor
- › tall double wooden door entrance = two high front doors
- › stoop mat matches the roof = green entrance mat
- › twin fenestella facing forward = two windows on the front of the house
- › top floor sliced from the bottom = detached storeys
- › slid slightly left as you face the house = top storey askew to the left
- › beige brickwork of large blocks = big cream coloured bricks



# ANSWER SHEET

- › all glass office building = completely glass all over
- › 29 storeys of brand new office space = 29 floors, office building style
- › top nine storeys sheared off = top of building looks cut off or sliced
- › samurai sliced down from left to right = angled left to right downward slope
- › smaller additions to the building = building has two smaller attachments
- › half and quarter size of the main = one half the size, one quarter the size
- › primary tower is cylindrical = main building is cylinder shaped
- › half tower is a half circle prism = middle sized building is a half cylinder
- › smallest is a quarter circle prism = smallest building is a quarter cylinder
- › glass office in hexagonal design = 6 sided glass storey

