



P4 Spelling Lists

LI: To use spelling rules and patterns to help me spell tricky or unfamiliar words.

Week Beginning 20th April 2020

Choose 5-10 spelling words from the lists below.

Ice Cream = expected level;

Sprinkles = trickier words


Ice Cream - ee

1. seed
2. feed
3. steel
4. queen
5. sheep
6. freeze
7. squeeze
8. three
9. speech
10. screech



Sprinkles – ee

1. cheese
2. coffee
3. degree
4. teenager
5. succeed
6. thirteen
7. career
8. referee
9. parakeet
10. committee



Practise your words for 10-20 minutes each day.

Start with Look, Cover, Write, Check.

Then, choose an activity to help you practise. The next slides will give you a couple ideas for this week...

Spelling Activity 1

Create a **word search** with your words.

f	e	i	s	e	d	r
e	c	h	e	e	s	e
e	a	g	e	s	g	f
x	t	r	d	d	e	e
q	u	e	e	n	y	r
u	e	e	d	e	u	e
s	u	c	e	e	d	e

1. Draw a grid or use squared paper.
2. Fill in your spelling words horizontally, vertically, diagonally, even backwards!
3. Fill in the gaps with other letters to hide your words.
4. Ask someone in your house to find the words. Remember to give them a list of which words to find!


**Try Miss Melrose's – can you find these words?
Cheese, seed, referee, queen, succeed**


Spelling Activity 2


Silly Story


Write a silly story using all your spelling words.

Success Criteria:

 I can write in full sentences.

 I use a capital letter and full stop.

 I spell correctly.

 I can show my understanding of what the spelling word means.