



# Primary 1 - 20.04.20 - Literacy - Learning from Home



Choose 1 activity to complete each day. It doesn't matter which order you do them in. 😊

## Phonics :Read Write Inc.

Ruth Miskin of RWI is showing speed sounds lessons every day on her YouTube channel.

Just search 'Ruth Miskin' on YouTube or go to her website for a clicky link to the YouTube videos.

<https://www.ruthmiskin.com>

The timetable for these lessons is in the files section of Teams and also on the Ruth Miskin website.

Each lesson is available for 24 hours so don't panic if you miss it - you can watch it later in the day.

If your child has been taught Read Write Inc by Mrs Mclean/Miss Grieve or Miss Thornton most recently, they should watch the Set 1 lessons.

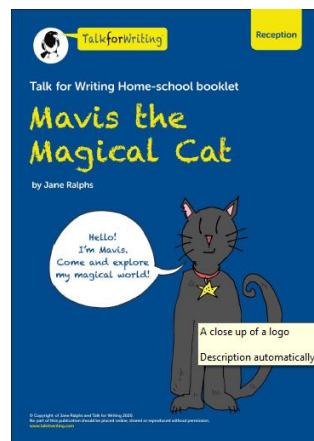
If their most recent RWI teacher was Mrs Nelson/Mrs Young or Mrs Marrins they should watch the Set 2 lessons.

The Ruth Miskin website/youtube channel has lots of useful videos for parents to help with their child's learning in phonics.

## Writing

You can find a pdf. with the story of Mavis the Magical Cat and suggested activities in the files section of Teams.

We will work through this bit by bit each week, so please don't rush ahead too much!



Read the story of 'Mavis the Magical Cat' together and complete the activities on page 6.

You can do the Ladybird words on page 7 too, if you have time.




## Handwriting

Practice writing your letters. These ones all start by going round to the left like a caterpillar.

The worksheets can be found in the files section.

If you can't print them out, just copy them onto some paper by hand. Write the letters in a yellow or orange pen or pencil for your child to trace over.

The rhymes that your child has learned to go with each letter form are also in the files section.



## Listening and talking

Make a phone call or video call to a friend or relative.

Before the call think of some questions you could ask them about what they have been doing.

Listen carefully to their answers and tell them about something fun you have done.

Remember to start the call with a friendly greeting and end it politely too -

'Hello/good morning! How are you today?'

- 'Take care/I love you/See you next time/goodbye!'

## Drawing/writing

Draw a picture of you on your daily walk/scoot/bike ride.

Remember to include  
-all your body parts  
-patterns on your clothes  
-details in the background - where are you? How can I tell?

Tell an adult all about your picture story.

Have a go at writing a sentence or 2 about your picture.

Remember the 5 fingers for writing:

-Capital letter  
-Full stop  
-Finger spaces  
-Fred Talk words  
-Letter formation

Your adult can write your story or some of the words for you too.

--	--	--	--	--